



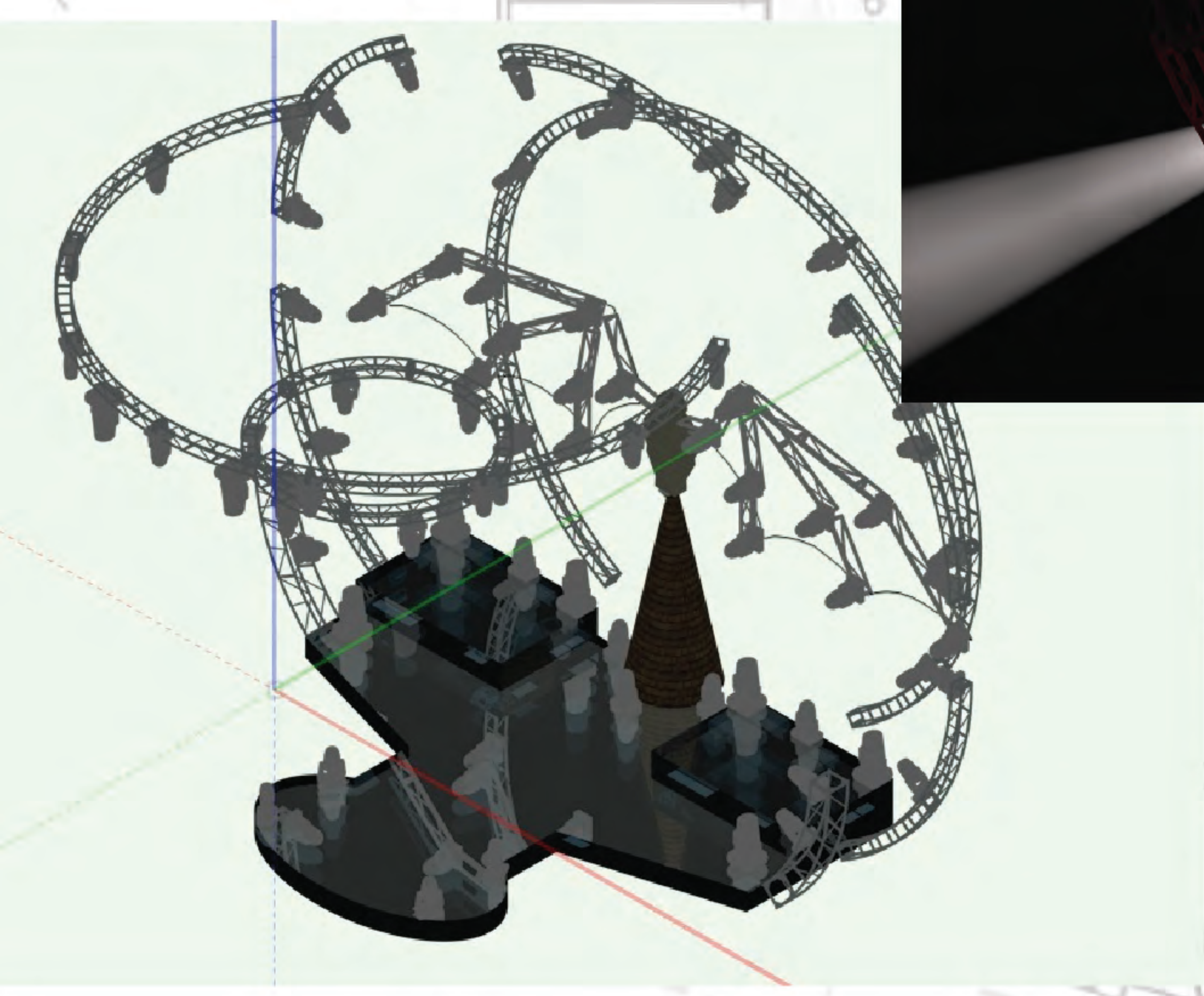
# Lighting Programming

Spring 2016, 2014, 2012

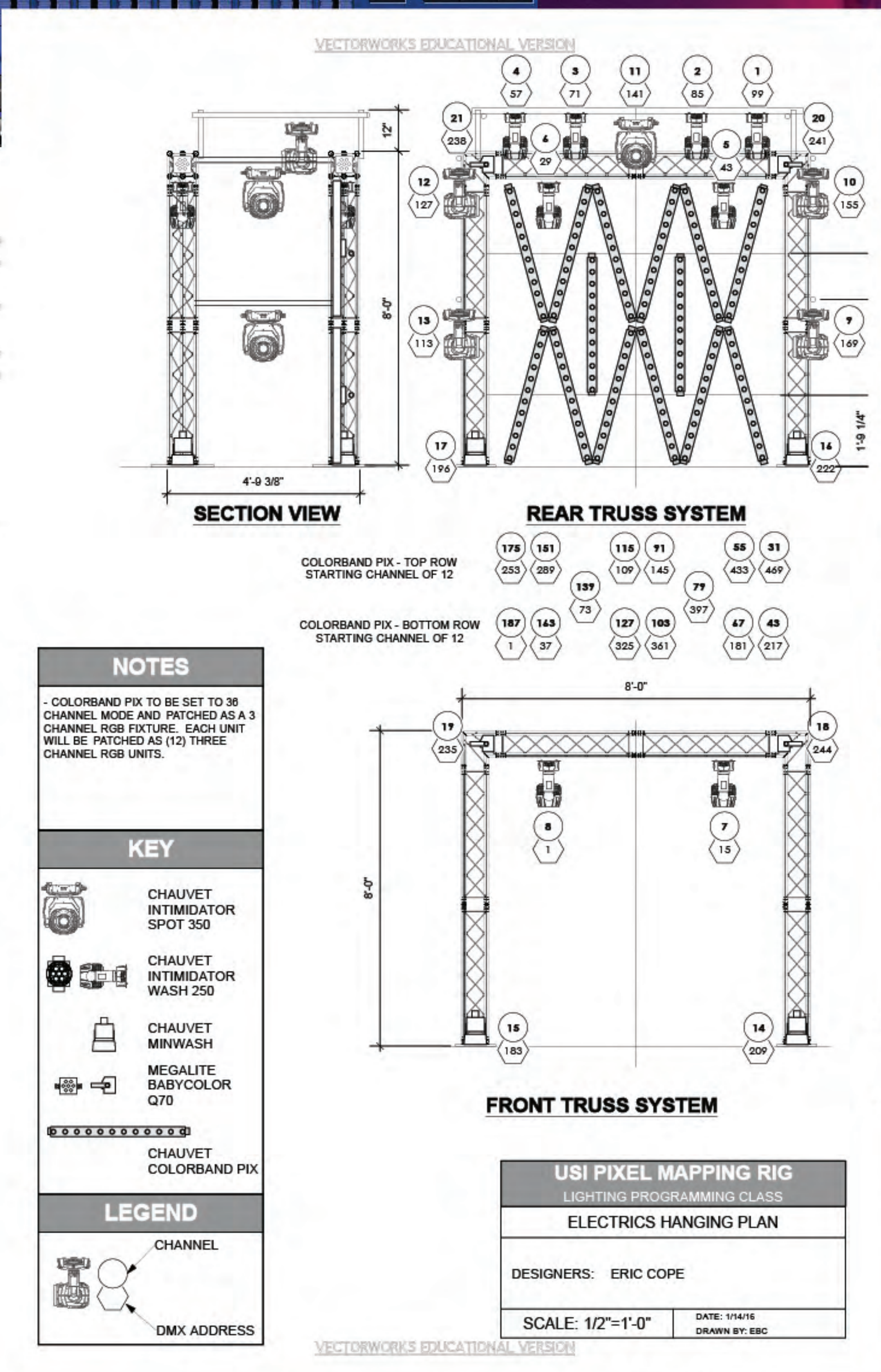
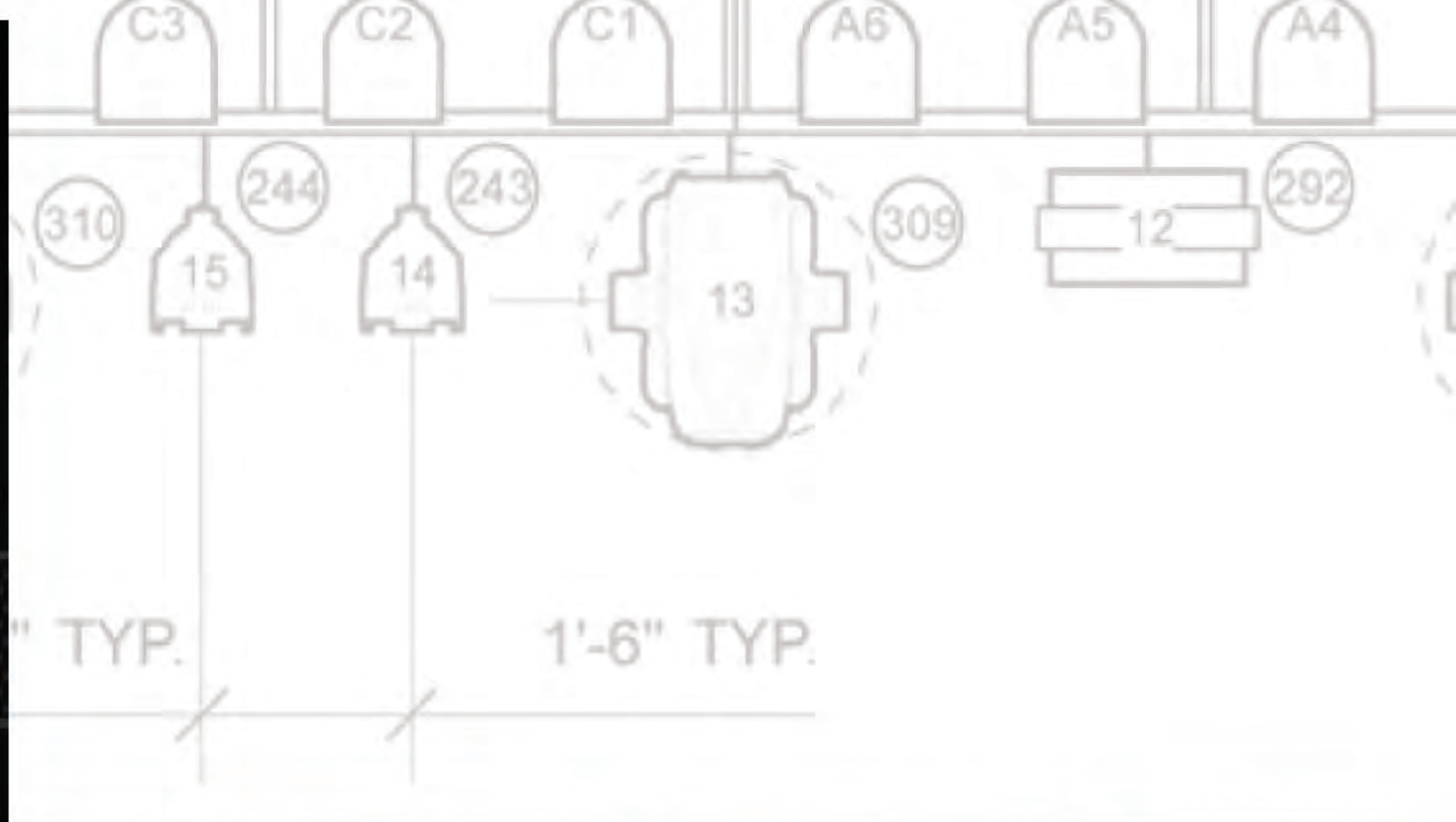
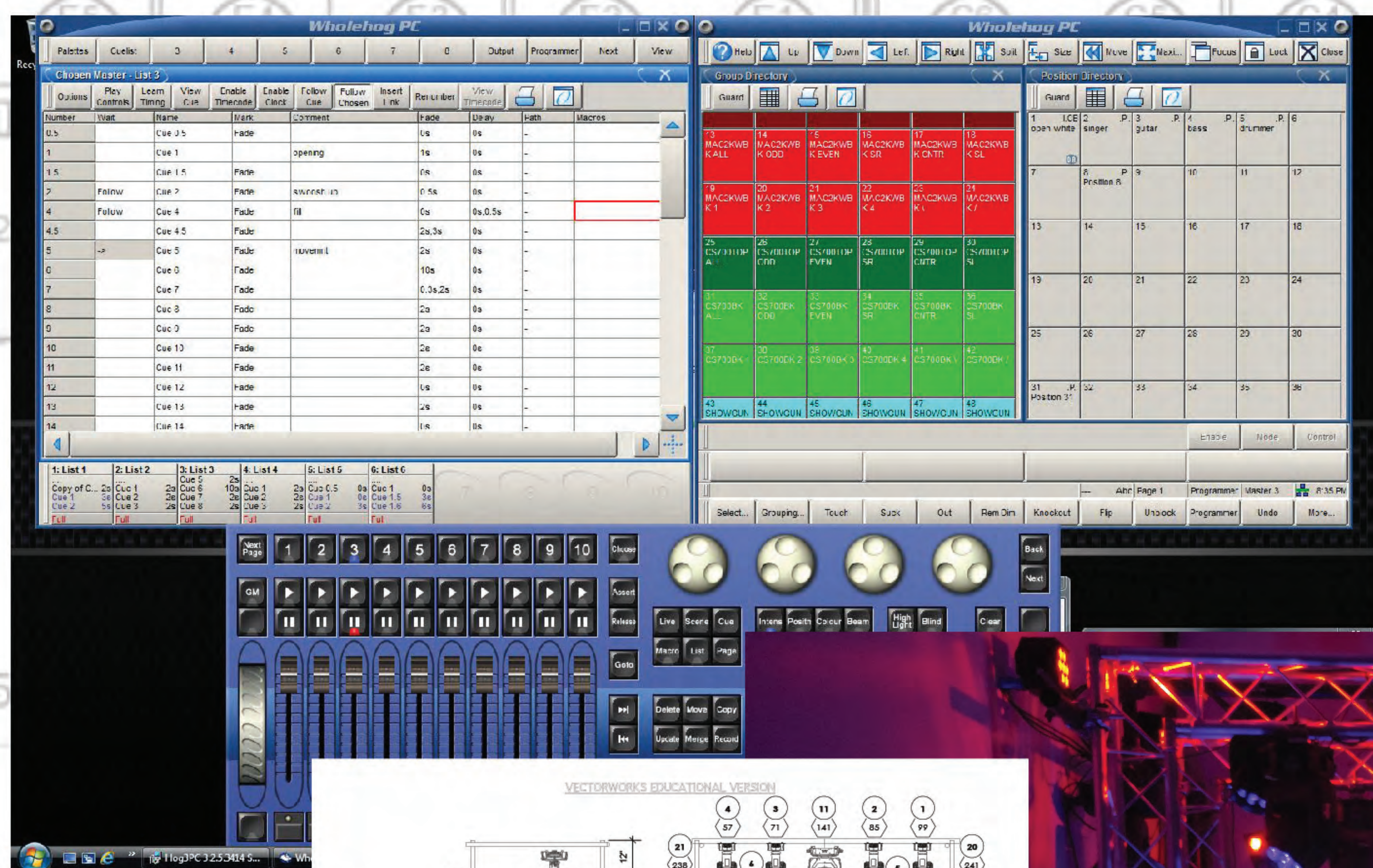
**SD** The Art and Technology of Theatre  
**STAGE DIRECTIONS**



Erik McCandless (Junior)  
Winner  
10 CueLighting Contest



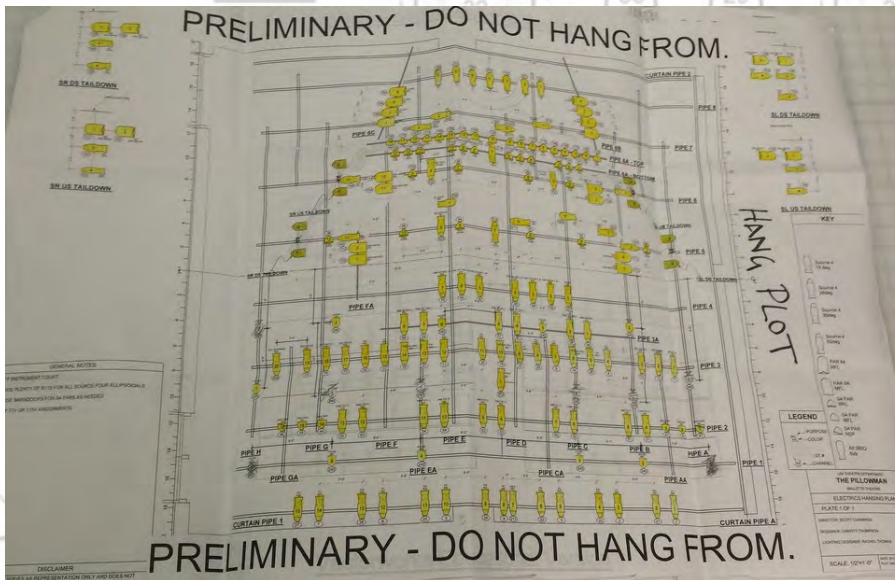




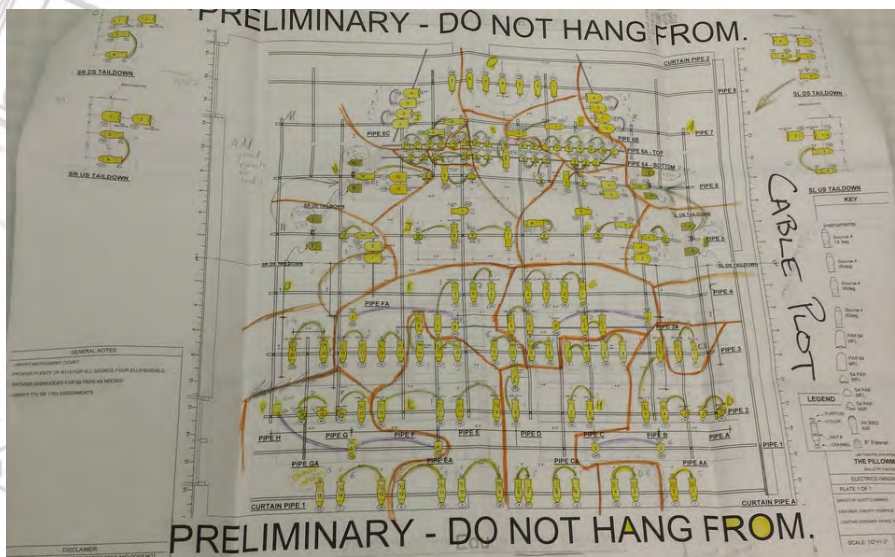


# Lighting Technology


Final - Master Electrician Package




Hang Plot



Cable Plot



Dimmer Double Plot



Hanging Cards



Cabling Cards

THE PILLOWMAN COLOR SCHEDULE Page 1 of 12 10/10/2014

THE PILLOWMAN INSTRUMENT SCHEDULE Page 1 of 12 10/10/2014

THE PILLOWMAN CHANNEL HOOKUP Page 1 of 10 10/10/2014

Channel	Item	Position	UP	Package	Type	Qty	W	H	Color	Color
(1)	714	CURTAIN PIPE 1	1	FC	Source 4 1500g 575w	1			RGB	
(2)	715	CURTAIN PIPE 1	2	FC	Source 4 1500g 575w	1			RGB	
(3)	880	CURTAIN PIPE 1	3	FC	Source 4 1500g 575w	1			RGB	
(4)	881	CURTAIN PIPE 1	4	FC	Source 4 1500g 575w	1			RGB	
(5)	882	CURTAIN PIPE 1	5	FC	Source 4 1500g 575w	1			RGB	
(6)	883	CURTAIN PIPE 1	6	FC	Source 4 1500g 575w	1			RGB	
(7)	884	CURTAIN PIPE 1	7	FC	Source 4 1500g 575w	1			RGB	
(8)	885	CURTAIN PIPE 1	8	FC	Source 4 1500g 575w	1			RGB	
(9)	886	CURTAIN PIPE 1	9	FC	Source 4 1500g 575w	1			RGB	
(10)	240	PIPE 2	10	FC	Source 4 1500g 575w	1			RGB	
(11)	574	PIPE 2	11	FC	Source 4 1500g 575w	1			RGB	
(12)	714	PIPE 2	12	FC	Source 4 1500g 575w	1			RGB	
(13)	715	PIPE 2	13	FC	Source 4 1500g 575w	1			RGB	
(14)	716	PIPE 2	14	FC	Source 4 1500g 575w	1			RGB	
(15)	717	PIPE 2	15	FC	Source 4 1500g 575w	1			RGB	
(16)	718	PIPE 2	16	FC	Source 4 1500g 575w	1			RGB	
(17)	719	PIPE 2	17	FC	Source 4 1500g 575w	1			RGB	
(18)	720	PIPE 2	18	FC	Source 4 1500g 575w	1			RGB	
(19)	721	PIPE 2	19	FC	Source 4 1500g 575w	1			RGB	
(20)	722	PIPE 2	20	FC	Source 4 1500g 575w	1			RGB	
(21)	723	PIPE 2	21	FC	Source 4 1500g 575w	1			RGB	
(22)	724	PIPE 2	22	FC	Source 4 1500g 575w	1			RGB	
(23)	725	PIPE 2	23	FC	Source 4 1500g 575w	1			RGB	
(24)	600	CURTAIN PIPE 1	24	FW	Source 4 1500g 575w	1			RGB	
(25)	601	CURTAIN PIPE 1	25	FW	Source 4 1500g 575w	1			RGB	
(26)	602	CURTAIN PIPE 1	26	FW	Source 4 1500g 575w	1			RGB	

University of Southern Indiana / Lightwright 6 (1) thru (26)

LightingWrite Paperwork



# THTR 120, 320, 420 Theatre Laboratory

Management of Electrics Lab



Lighting installation in Mallette Theatre.




Lighting installation in catwalk of Performance Center.



Equipment installations in Performance Center.



LED tape preparations.



Equipment installations in Performance Center.



Lighting hang in Performance Center.



Cue session.



Project installation in TC 151.



# TC121A Light Laboratory

Evolution of the light laboratory



Light Lab 2011



Light Lab 2011



Light Lab 2013



Light Lab 2015



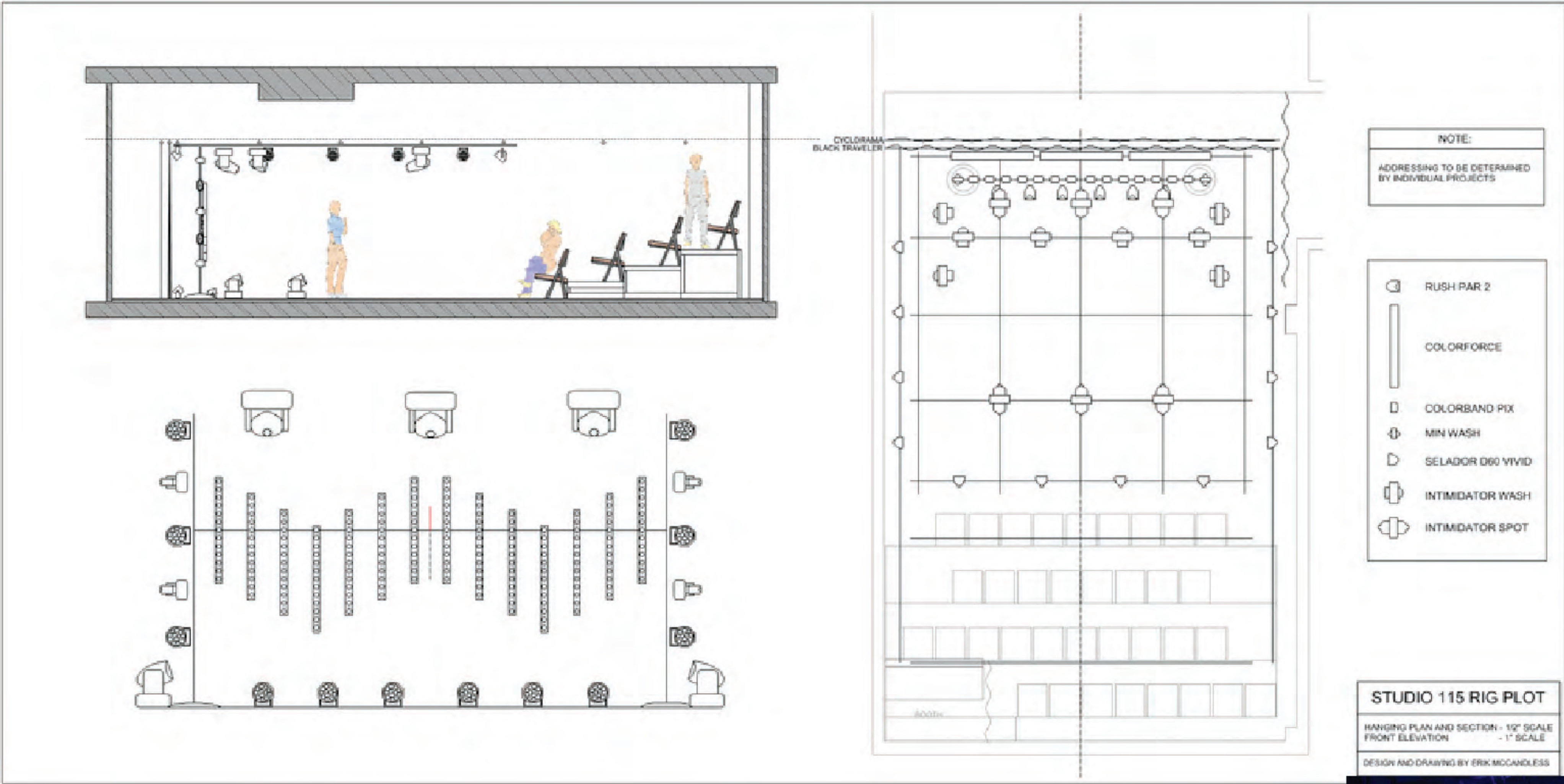


Light Lab 2016






# Independent Study


Erik McCandless - Pixel Mapping and Programming (MA2 software)  
Rachel Thomas and Nick Smith - Dynamic Pixel Mapping Solutions









Brainstorming session.



Experimentation setup.



Workshop Development



Workshop setup



Student presentation at conference



Presented at KCACTF Region 3 Festival 2016 in Milwaukee  
Assisted by Erik McCandless.

Know what you are interviewing for.

Be careful to not overreach your skillset (research).

Understand who is interviewing you.

Speak confidently and thoroughly about your experience.

Have something to show other than your portfolio.

**In The Next Room or The Vibrator Play**  
LD / Electrician  
University of Southern Indiana

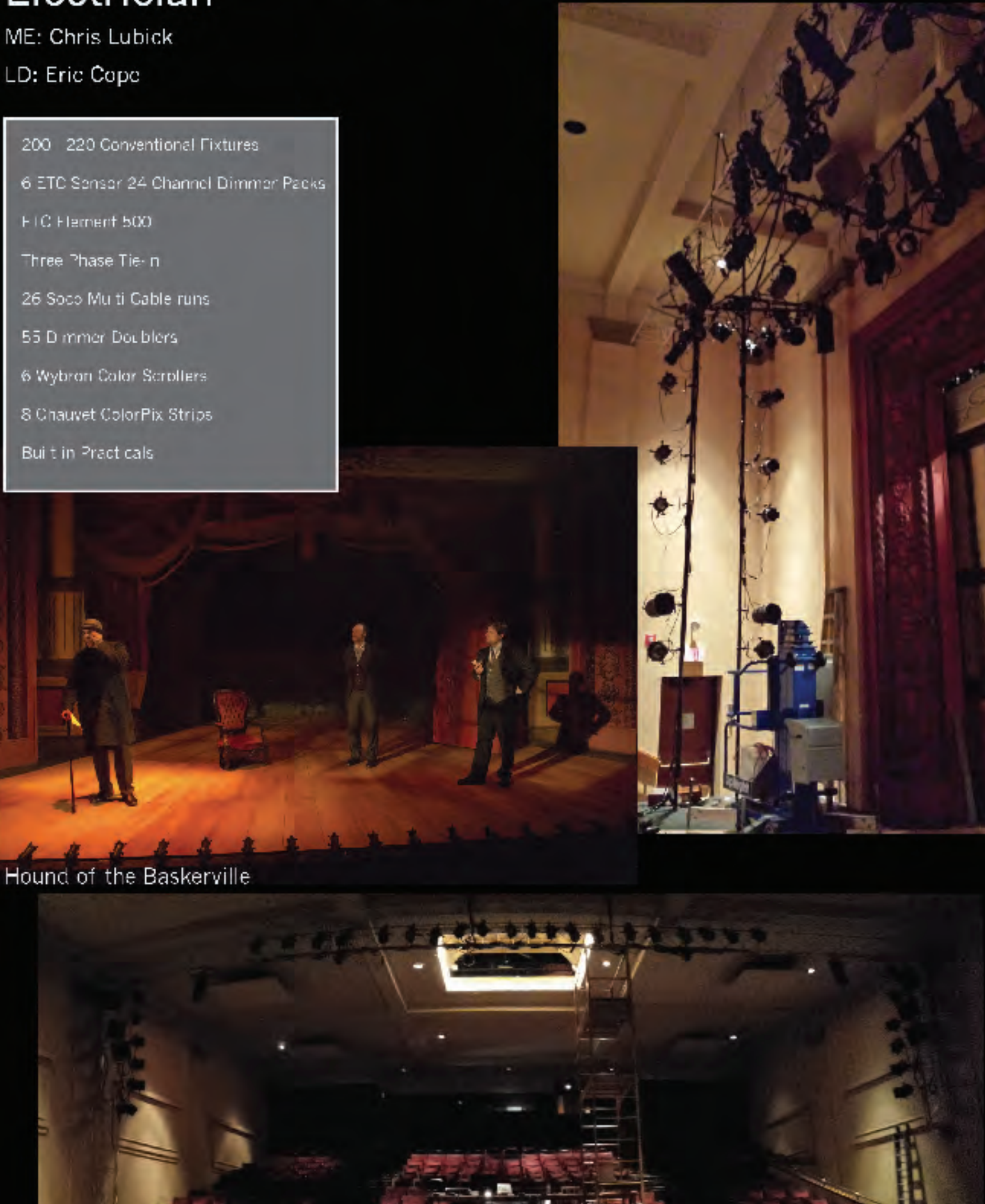
219 Conventional Fixtures  
7 ETC Sensor 24 Channel Dimmer Pack  
ETC Element 500  
26 Soco Multi-Cable runs  
55 Dimmer Doublers  
Lots of Practicals

**IN THE NEXT ROOM OR THE VIBRATOR PLAY**  
PAGE TWO  
SCENE NUMBER 101  
ACT ONE  
SCENE 101  
SCENE 102  
SCENE 103  
SCENE 104  
SCENE 105  
SCENE 106  
SCENE 107  
SCENE 108  
SCENE 109  
SCENE 110  
SCENE 111  
SCENE 112  
SCENE 113  
SCENE 114  
SCENE 115  
SCENE 116  
SCENE 117  
SCENE 118  
SCENE 119  
SCENE 120  
SCENE 121  
SCENE 122  
SCENE 123  
SCENE 124  
SCENE 125  
SCENE 126  
SCENE 127  
SCENE 128  
SCENE 129  
SCENE 130  
SCENE 131  
SCENE 132  
SCENE 133  
SCENE 134  
SCENE 135  
SCENE 136  
SCENE 137  
SCENE 138  
SCENE 139  
SCENE 140  
SCENE 141  
SCENE 142  
SCENE 143  
SCENE 144  
SCENE 145  
SCENE 146  
SCENE 147  
SCENE 148  
SCENE 149  
SCENE 150  
SCENE 151  
SCENE 152  
SCENE 153  
SCENE 154  
SCENE 155  
SCENE 156  
SCENE 157  
SCENE 158  
SCENE 159  
SCENE 160  
SCENE 161  
SCENE 162  
SCENE 163  
SCENE 164  
SCENE 165  
SCENE 166  
SCENE 167  
SCENE 168  
SCENE 169  
SCENE 170  
SCENE 171  
SCENE 172  
SCENE 173  
SCENE 174  
SCENE 175  
SCENE 176  
SCENE 177  
SCENE 178  
SCENE 179  
SCENE 180  
SCENE 181  
SCENE 182  
SCENE 183  
SCENE 184  
SCENE 185  
SCENE 186  
SCENE 187  
SCENE 188  
SCENE 189  
SCENE 190  
SCENE 191  
SCENE 192  
SCENE 193  
SCENE 194  
SCENE 195  
SCENE 196  
SCENE 197  
SCENE 198  
SCENE 199  
SCENE 200  
SCENE 201  
SCENE 202  
SCENE 203  
SCENE 204  
SCENE 205  
SCENE 206  
SCENE 207  
SCENE 208  
SCENE 209  
SCENE 210  
SCENE 211  
SCENE 212  
SCENE 213  
SCENE 214  
SCENE 215  
SCENE 216  
SCENE 217  
SCENE 218  
SCENE 219  
SCENE 220  
SCENE 221  
SCENE 222  
SCENE 223  
SCENE 224  
SCENE 225  
SCENE 226  
SCENE 227  
SCENE 228  
SCENE 229  
SCENE 230  
SCENE 231  
SCENE 232  
SCENE 233  
SCENE 234  
SCENE 235  
SCENE 236  
SCENE 237  
SCENE 238  
SCENE 239  
SCENE 240  
SCENE 241  
SCENE 242  
SCENE 243  
SCENE 244  
SCENE 245  
SCENE 246  
SCENE 247  
SCENE 248  
SCENE 249  
SCENE 250  
SCENE 251  
SCENE 252  
SCENE 253  
SCENE 254  
SCENE 255  
SCENE 256  
SCENE 257  
SCENE 258  
SCENE 259  
SCENE 260  
SCENE 261  
SCENE 262  
SCENE 263  
SCENE 264  
SCENE 265  
SCENE 266  
SCENE 267  
SCENE 268  
SCENE 269  
SCENE 270  
SCENE 271  
SCENE 272  
SCENE 273  
SCENE 274  
SCENE 275  
SCENE 276  
SCENE 277  
SCENE 278  
SCENE 279  
SCENE 280  
SCENE 281  
SCENE 282  
SCENE 283  
SCENE 284  
SCENE 285  
SCENE 286  
SCENE 287  
SCENE 288  
SCENE 289  
SCENE 290  
SCENE 291  
SCENE 292  
SCENE 293  
SCENE 294  
SCENE 295  
SCENE 296  
SCENE 297  
SCENE 298  
SCENE 299  
SCENE 300  
SCENE 301  
SCENE 302  
SCENE 303  
SCENE 304  
SCENE 305  
SCENE 306  
SCENE 307  
SCENE 308  
SCENE 309  
SCENE 310  
SCENE 311  
SCENE 312  
SCENE 313  
SCENE 314  
SCENE 315  
SCENE 316  
SCENE 317  
SCENE 318  
SCENE 319  
SCENE 320  
SCENE 321  
SCENE 322  
SCENE 323  
SCENE 324  
SCENE 325  
SCENE 326  
SCENE 327  
SCENE 328  
SCENE 329  
SCENE 330  
SCENE 331  
SCENE 332  
SCENE 333  
SCENE 334  
SCENE 335  
SCENE 336  
SCENE 337  
SCENE 338  
SCENE 339  
SCENE 340  
SCENE 341  
SCENE 342  
SCENE 343  
SCENE 344  
SCENE 345  
SCENE 346  
SCENE 347  
SCENE 348  
SCENE 349  
SCENE 350  
SCENE 351  
SCENE 352  
SCENE 353  
SCENE 354  
SCENE 355  
SCENE 356  
SCENE 357  
SCENE 358  
SCENE 359  
SCENE 360  
SCENE 361  
SCENE 362  
SCENE 363  
SCENE 364  
SCENE 365  
SCENE 366  
SCENE 367  
SCENE 368  
SCENE 369  
SCENE 370  
SCENE 371  
SCENE 372  
SCENE 373  
SCENE 374  
SCENE 375  
SCENE 376  
SCENE 377  
SCENE 378  
SCENE 379  
SCENE 380  
SCENE 381  
SCENE 382  
SCENE 383  
SCENE 384  
SCENE 385  
SCENE 386  
SCENE 387  
SCENE 388  
SCENE 389  
SCENE 390  
SCENE 391  
SCENE 392  
SCENE 393  
SCENE 394  
SCENE 395  
SCENE 396  
SCENE 397  
SCENE 398  
SCENE 399  
SCENE 400  
SCENE 401  
SCENE 402  
SCENE 403  
SCENE 404  
SCENE 405  
SCENE 406  
SCENE 407  
SCENE 408  
SCENE 409  
SCENE 410  
SCENE 411  
SCENE 412  
SCENE 413  
SCENE 414  
SCENE 415  
SCENE 416  
SCENE 417  
SCENE 418  
SCENE 419  
SCENE 420  
SCENE 421  
SCENE 422  
SCENE 423  
SCENE 424  
SCENE 425  
SCENE 426  
SCENE 427  
SCENE 428  
SCENE 429  
SCENE 430  
SCENE 431  
SCENE 432  
SCENE 433  
SCENE 434  
SCENE 435  
SCENE 436  
SCENE 437  
SCENE 438  
SCENE 439  
SCENE 440  
SCENE 441  
SCENE 442  
SCENE 443  
SCENE 444  
SCENE 445  
SCENE 446  
SCENE 447  
SCENE 448  
SCENE 449  
SCENE 450  
SCENE 451  
SCENE 452  
SCENE 453  
SCENE 454  
SCENE 455  
SCENE 456  
SCENE 457  
SCENE 458  
SCENE 459  
SCENE 460  
SCENE 461  
SCENE 462  
SCENE 463  
SCENE 464  
SCENE 465  
SCENE 466  
SCENE 467  
SCENE 468  
SCENE 469  
SCENE 470  
SCENE 471  
SCENE 472  
SCENE 473  
SCENE 474  
SCENE 475  
SCENE 476  
SCENE 477  
SCENE 478  
SCENE 479  
SCENE 480  
SCENE 481  
SCENE 482  
SCENE 483  
SCENE 484  
SCENE 485  
SCENE 486  
SCENE 487  
SCENE 488  
SCENE 489  
SCENE 490  
SCENE 491  
SCENE 492  
SCENE 493  
SCENE 494  
SCENE 495  
SCENE 496  
SCENE 497  
SCENE 498  
SCENE 499  
SCENE 500  
SCENE 501  
SCENE 502  
SCENE 503  
SCENE 504  
SCENE 505  
SCENE 506  
SCENE 507  
SCENE 508  
SCENE 509  
SCENE 510  
SCENE 511  
SCENE 512  
SCENE 513  
SCENE 514  
SCENE 515  
SCENE 516  
SCENE 517  
SCENE 518  
SCENE 519  
SCENE 520  
SCENE 521  
SCENE 522  
SCENE 523  
SCENE 524  
SCENE 525  
SCENE 526  
SCENE 527  
SCENE 528  
SCENE 529  
SCENE 530  
SCENE 531  
SCENE 532  
SCENE 533  
SCENE 534  
SCENE 535  
SCENE 536  
SCENE 537  
SCENE 538  
SCENE 539  
SCENE 540  
SCENE 541  
SCENE 542  
SCENE 543  
SCENE 544  
SCENE 545  
SCENE 546  
SCENE 547  
SCENE 548  
SCENE 549  
SCENE 550  
SCENE 551  
SCENE 552  
SCENE 553  
SCENE 554  
SCENE 555  
SCENE 556  
SCENE 557  
SCENE 558  
SCENE 559  
SCENE 560  
SCENE 561  
SCENE 562  
SCENE 563  
SCENE 564  
SCENE 565  
SCENE 566  
SCENE 567  
SCENE 568  
SCENE 569  
SCENE 570  
SCENE 571  
SCENE 572  
SCENE 573

# New Harmony Theatre Electrician

ME: Chris Lubick  
LD: Eric Cope

200 220 Conventional Fixtures  
6 ETC Sensor 24-Channel Dimmer Packs  
F-C Hammer 5000  
Three Phase Tie-in  
26 Soco Multi Cable runs  
55 Dimmer Doublers  
6 Wybron Color Stroblers  
8 Chaslet ColorPix Strips  
Built in Pre-calls



Hound of the Baskerville

The Fantasticks

Last of the Red Hot Lovers



## Miscellaneous Electrician Portfolio Sheet

### Miscellaneous Electrician Projects

**STAGES, St. Louis**  
Fiber Optic Drop  
*Cinderella*  
2000' Fiber  
6 Illuminators

**University of Southern Indiana - LED Ceiling Piece**  
Company  
4 strings of 16' LED Ribbon  
1 Universe DMX Decoder  
1 200w PS.

**University of Southern Indiana - Chandelier**  
Company  
3 Circuit Chase

**STAGES, St. Louis**  
LED Scenery Install  
*How to Succeed in Business Without Really Trying*  
500' LED String  
50 1 Universe DMX Encoders  
10 200w PS

**University of Southern Indiana - Pixel Mapping Project / Studio Theatre**  
14 Chauvet ColorPix  
6 Chroma Q Colorforce 72  
12 Martin Rush PAR  
8 Chauvet Intimidator Wash  
6 Chauvet Intimidator Spot

**STAGES, St. Louis**  
Wireless Color Changing Dress  
*Sleeping Beauty*  
30' Rope Light  
1 RC4 Wireless Dimmer

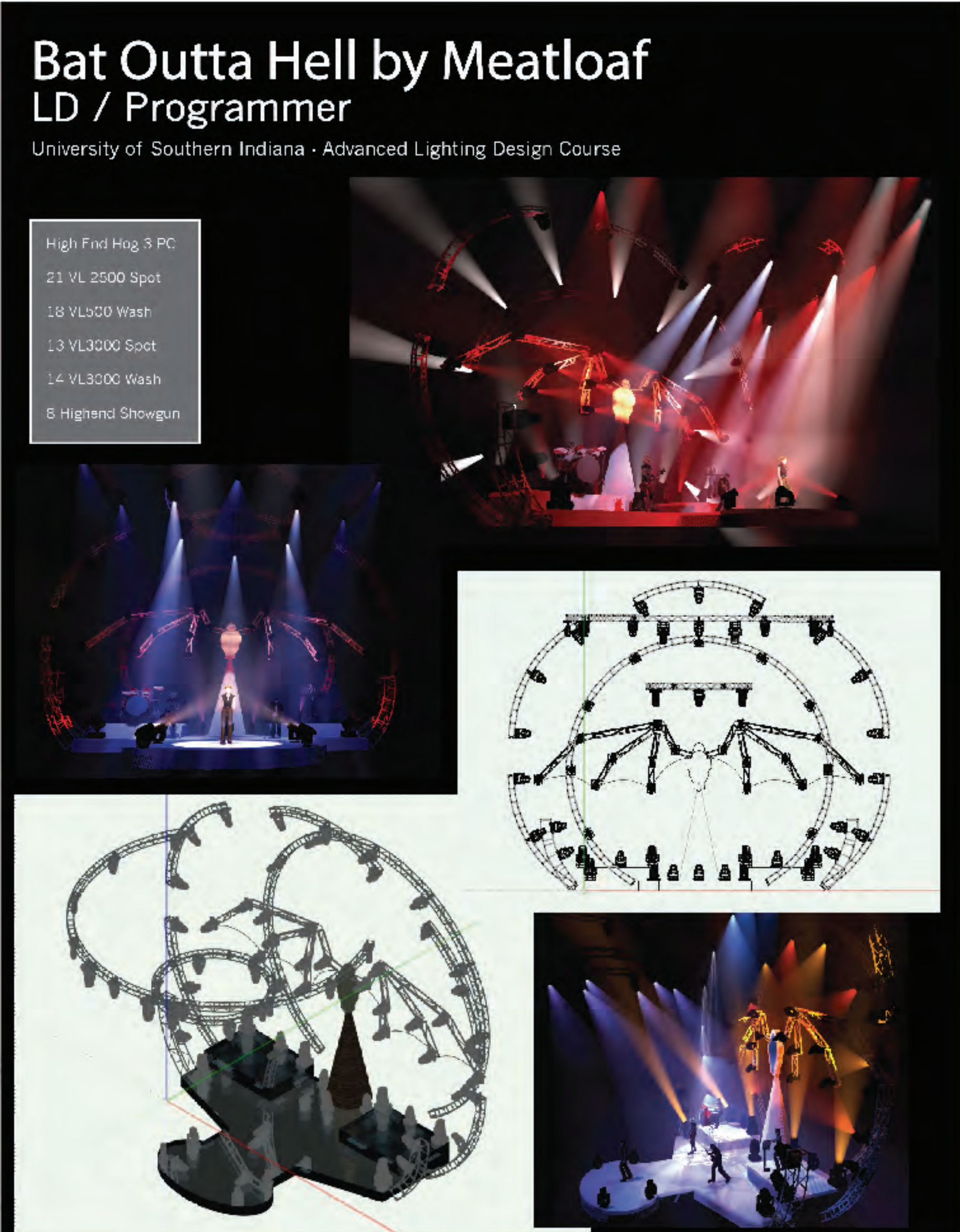
# Programming Portfolio Sheet

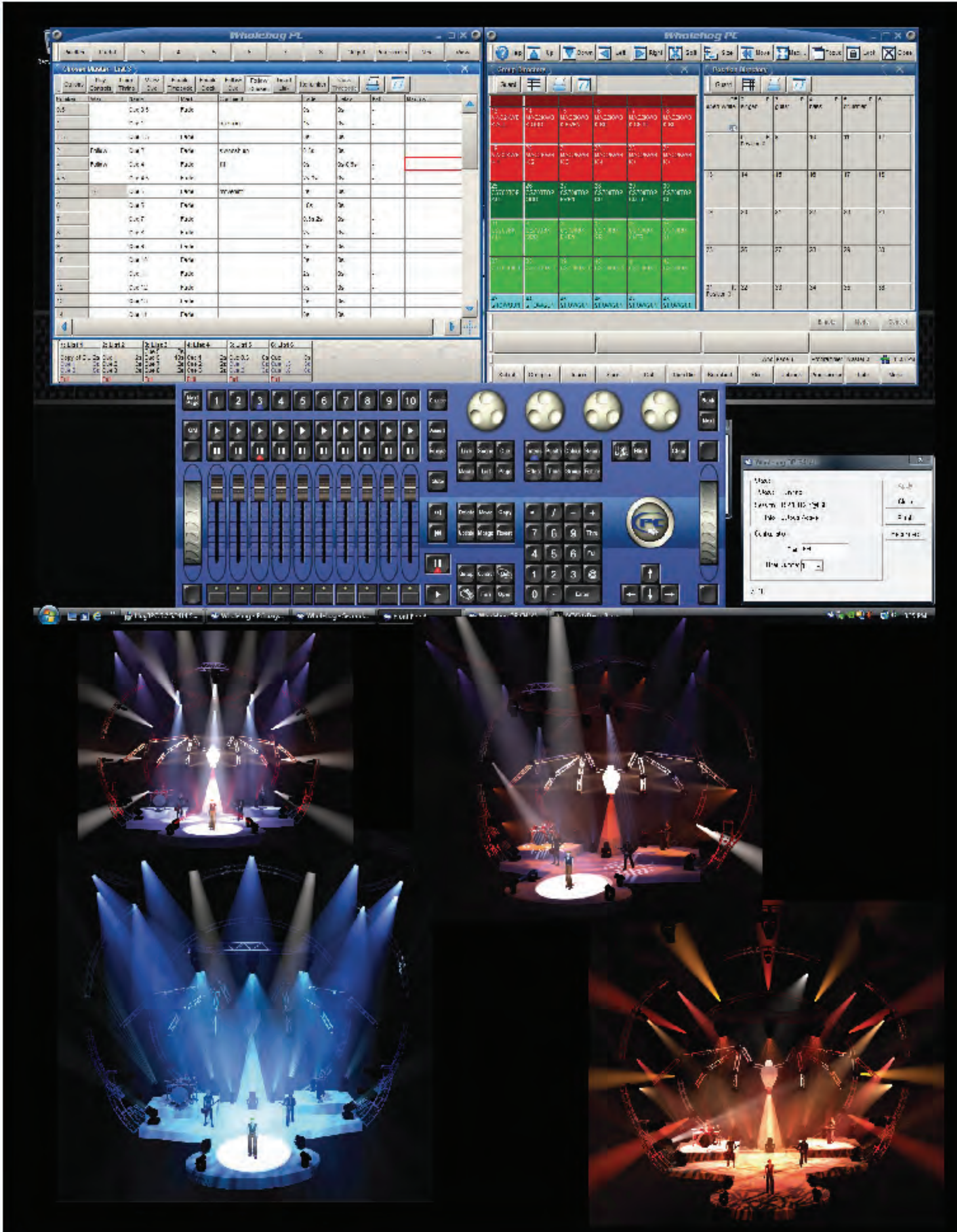
## Bat Outta Hell by Meatloaf

LD / Programmer

University of Southern Indiana - Advanced Lighting Design Course

- High End Hog 3 PC
- 21 VL 2500 Spot
- 18 VL500 Wash
- 13 VL3000 Spot
- 14 VL3000 Wash
- 8 Highend Showgun






# Miscellaneous Electrician Projects

STAGES, St. Louis  
Fiber Optic Drop  
*Cinderella*  
2000' Fiber  
6 Illuminators

STAGES, St. Louis  
LED Scenery Install  
*How To Succeed in Business Without Really Trying*  
500' LED String  
50 1 Universe DMX Encoders  
10 200w PS

STAGES, St. Louis  
Wireless Color Changing Dress  
*Sleeping Beauty*  
30' Rope Light  
1 RC4 Wireless Dimmer

# Miscellaneous Electrician Projects



STAGES, St. Louis  
Fiber Optic Drop  
*Cinderella*  
2000' Fiber  
6 Illuminators



STAGES, St. Louis  
LED Scenery Install  
*How To Succeed in Business Without Really Trying*  
500' LED String  
50 1 Universe DMX Encoders  
10 200w PS



STAGES, St. Louis  
Wireless Color Changing Dress  
*Sleeping Beauty*  
30' Rope Light  
1 RC4 Wireless Dimmer



# Miscellaneous Electrician Projects



STAGES, St. Louis  
Fiber Optic Drop  
*Cinderella*  
2000' Fiber  
6 Illuminators




STAGES, St. Louis  
LED Scenery Install  
*How To Succeed in Business Without Really Trying*  
500' LED String  
50 1 Universe DMX Encoders  
10 200w PS



STAGES, St. Louis  
Wireless Color Changing Dress  
*Sleeping Beauty*  
30' Rope Light  
1 RC4 Wireless Dimmer

# Miscellaneous Electrician Projects



STAGES, St. Louis  
Fiber Optic Drop  
*Cinderella*  
2000' Fiber  
6 Illuminators



STAGES, St. Louis  
LED Scenery Install  
*How To Succeed in Business Without Really Trying*  
500' LED String  
50 1 Universe DMX Encoders  
10 200w PS



STAGES, St. Louis  
Wireless Color Changing Dress  
*Sleeping Beauty*  
30' Rope Light  
1 RC4 Wireless Dimmer

University of Southern Indiana - LED Ceiling Peice  
*Company*  
 4 strings of 16' LED Ribbon  
 1 Universe DMX Decoder  
 1 200w PS.

University of Southern Indiana - Chandelier  
*Company*  
 3 Circuit Chase

University of Southern Indiana - Pixel Mapping Project / Studio Theatre  
 14 Chauvet ColorPix  
 6 Chroma Q Colorforce 72

12 Martin Rush PAR  
 8 Chauvel Intimidator Wash

6 Chauvet Intimidator Spot

University of Southern Indiana - LED Ceiling Peice  
*Company*  
 4 strings of 16' LED Ribbon  
 1 Universe DMX Decoder  
 1 200w PS.

University of Southern Indiana - Chandelier  
*Company*  
 3 Circuit Chase

University of Southern Indiana - Pixel Mapping Project / Studio Theatre  
 14 Chauvet ColorPix  
 6 Chroma Q Colorforce 72

12 Martin Rush PAR  
 8 Chauvel Intimidator Wash

6 Chauvet Intimidator Spot

University of Southern Indiana - LED Ceiling Peice  
*Company*  
 4 strings of 16' LED Ribbon  
 1 Universe DMX Decoder  
 1 200w PS.

University of Southern Indiana - Chandelier  
*Company*  
 3 Circuit Chase

University of Southern Indiana - Pixel Mapping Project / Studio Theatre  
 14 Chauvet ColorPix  
 6 Chroma Q Colorforce 72

12 Martin Rush PAR  
 8 Chauvel Intimidator Wash

6 Chauvet Intimidator Spot

University of Southern Indiana - LED Ceiling Peice  
*Company*  
 4 strings of 16' LED Ribbon  
 1 Universe DMX Decoder  
 1 200w PS.

University of Southern Indiana - Chandelier  
*Company*  
 3 Circuit Chase

University of Southern Indiana - Pixel Mapping Project / Studio Theatre  
 14 Chauvet ColorPix  
 6 Chroma Q Colorforce 72

12 Martin Rush PAR  
 8 Chauvel Intimidator Wash

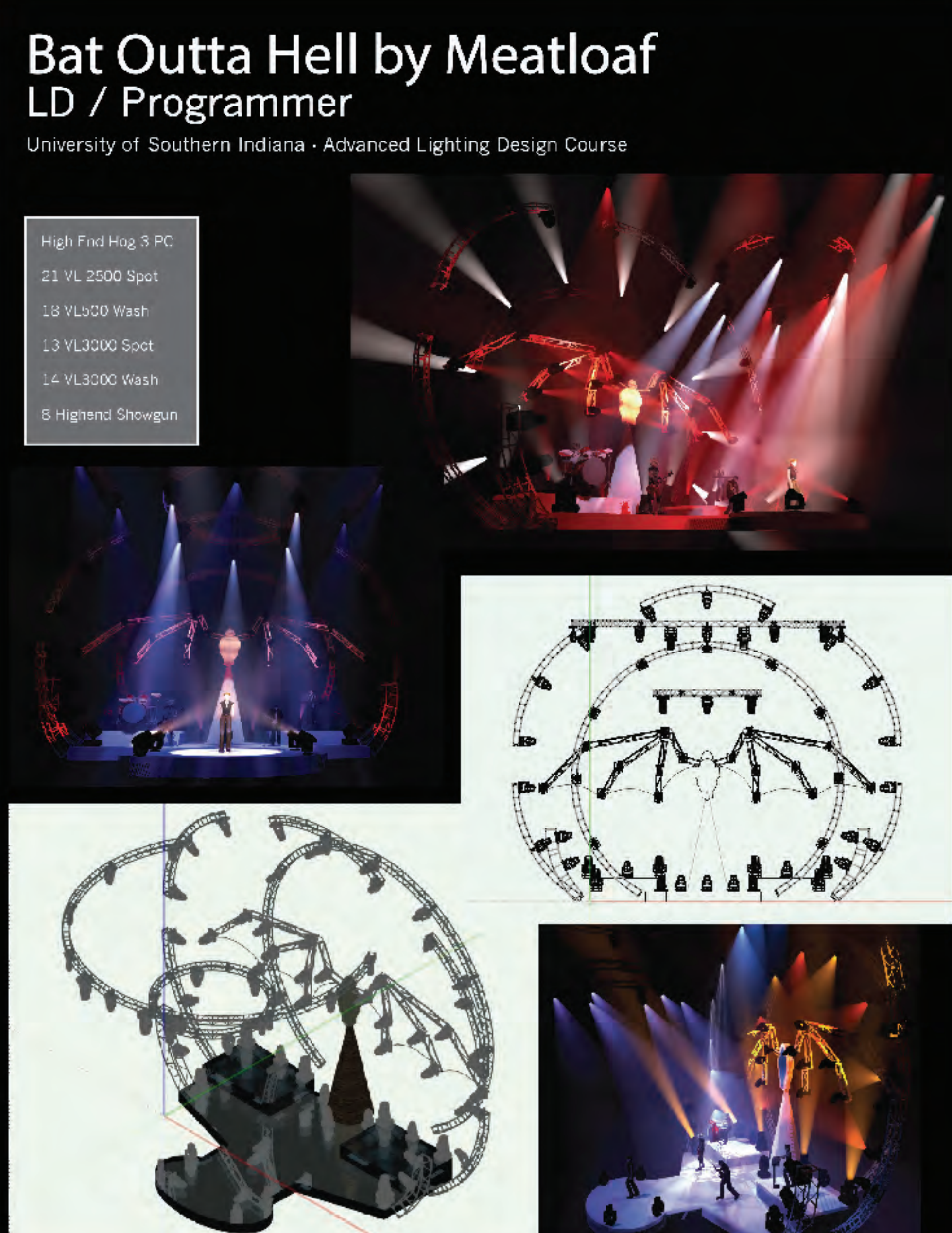
6 Chauvet Intimidator Spot

# Bat Outta Hell by Meatloaf

## LD / Programmer

University of Southern Indiana - Advanced Lighting Design Course

High End Hog 3 PC  
21 VL 2500 Spot  
18 VL300 Wash  
13 VL3000 Soot  
14 VL3000 Wash  
5 Highend Showgun



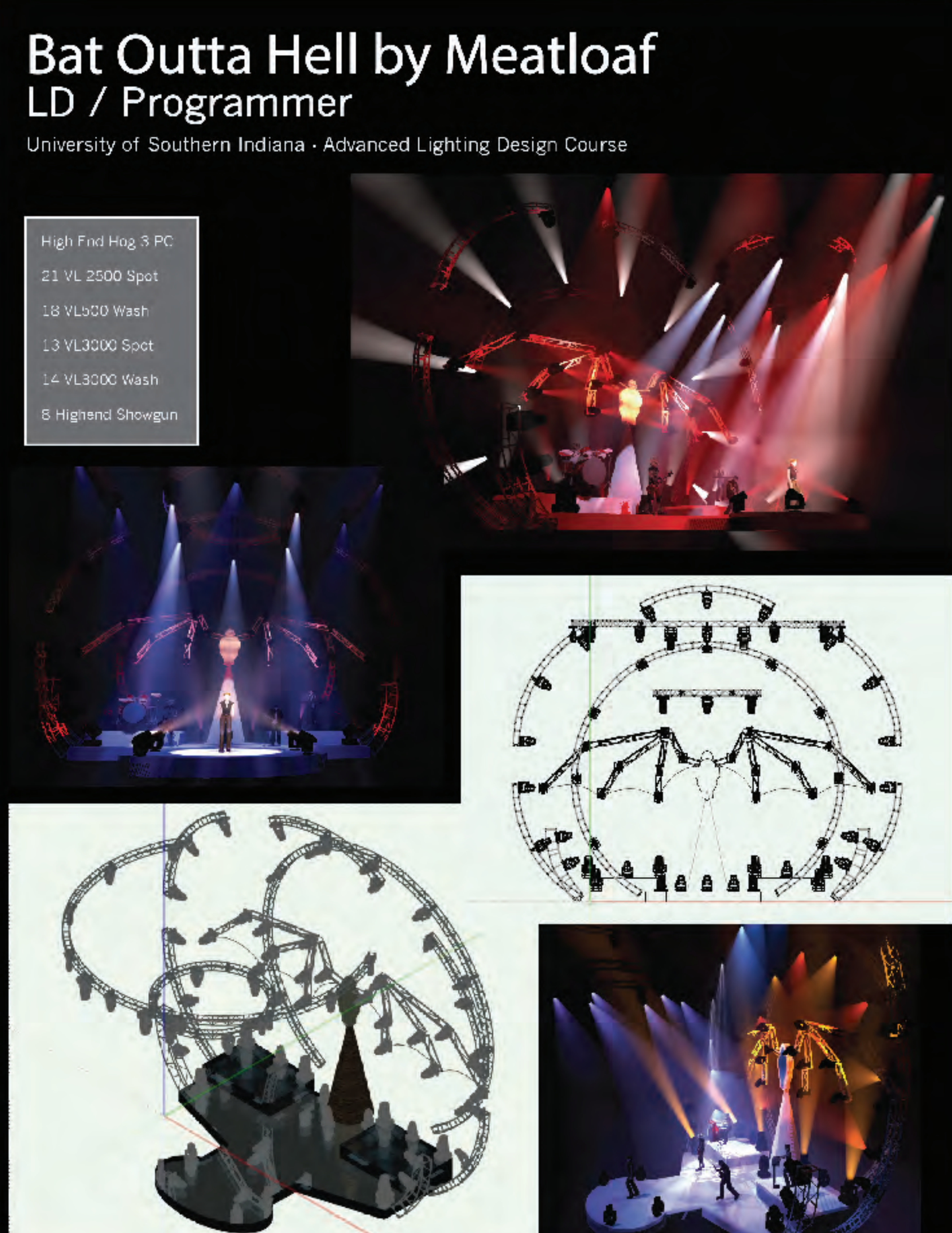
The collage features five distinct images. The top right image is a photograph of a stage during a performance, with several bright spotlights illuminating a large, illuminated bat structure. The bottom left image is a photograph of a stage with blue and white spotlights, also featuring a large, illuminated bat structure. The bottom right image is a photograph of a stage with blue and white spotlights, showing a large, illuminated bat structure. The middle image is a technical diagram of the stage layout, showing the positions of the spotlights and the bat structure. The top left image is a list of the lighting equipment used in the design.

# Bat Outta Hell by Meatloaf

## LD / Programmer

University of Southern Indiana - Advanced Lighting Design Course

High End Hog 3 PC  
21 VL 2500 Spot  
18 VL300 Wash  
13 VL3000 Soot  
14 VL3000 Wash  
5 Highend Showgun



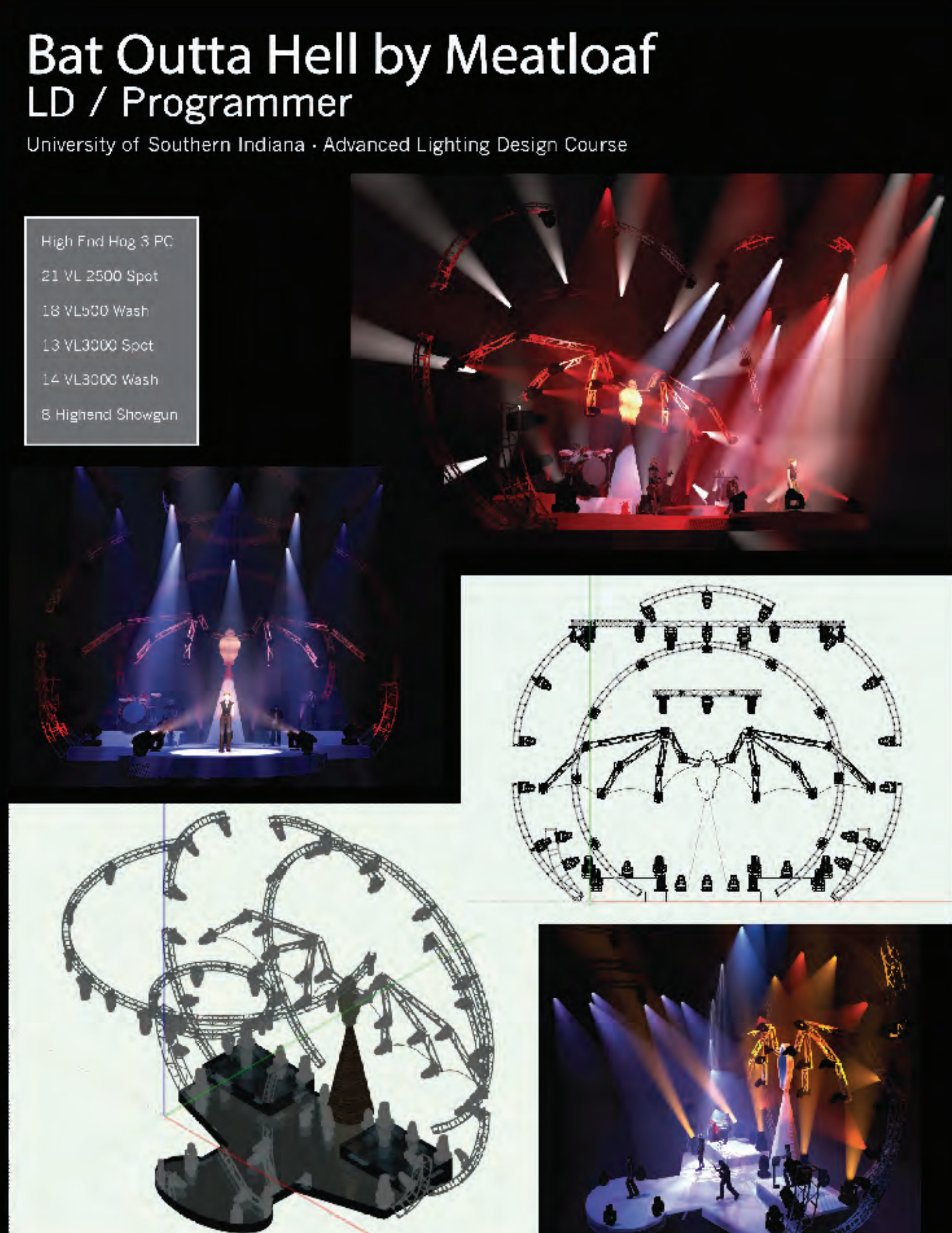
The collage features five distinct images. The top right image is a photograph of a stage during a performance, with several bright spotlights illuminating a large, illuminated bat structure. The bottom left image is a photograph of a stage with blue and white spotlights, also featuring a large, illuminated bat structure. The bottom right image is a photograph of a stage with blue and white spotlights, showing a large, illuminated bat structure. The middle image is a technical diagram of the stage layout, showing the positions of the spotlights and the bat structure. The top left image is a list of the lighting equipment used in the design.

# Bat Outta Hell by Meatloaf

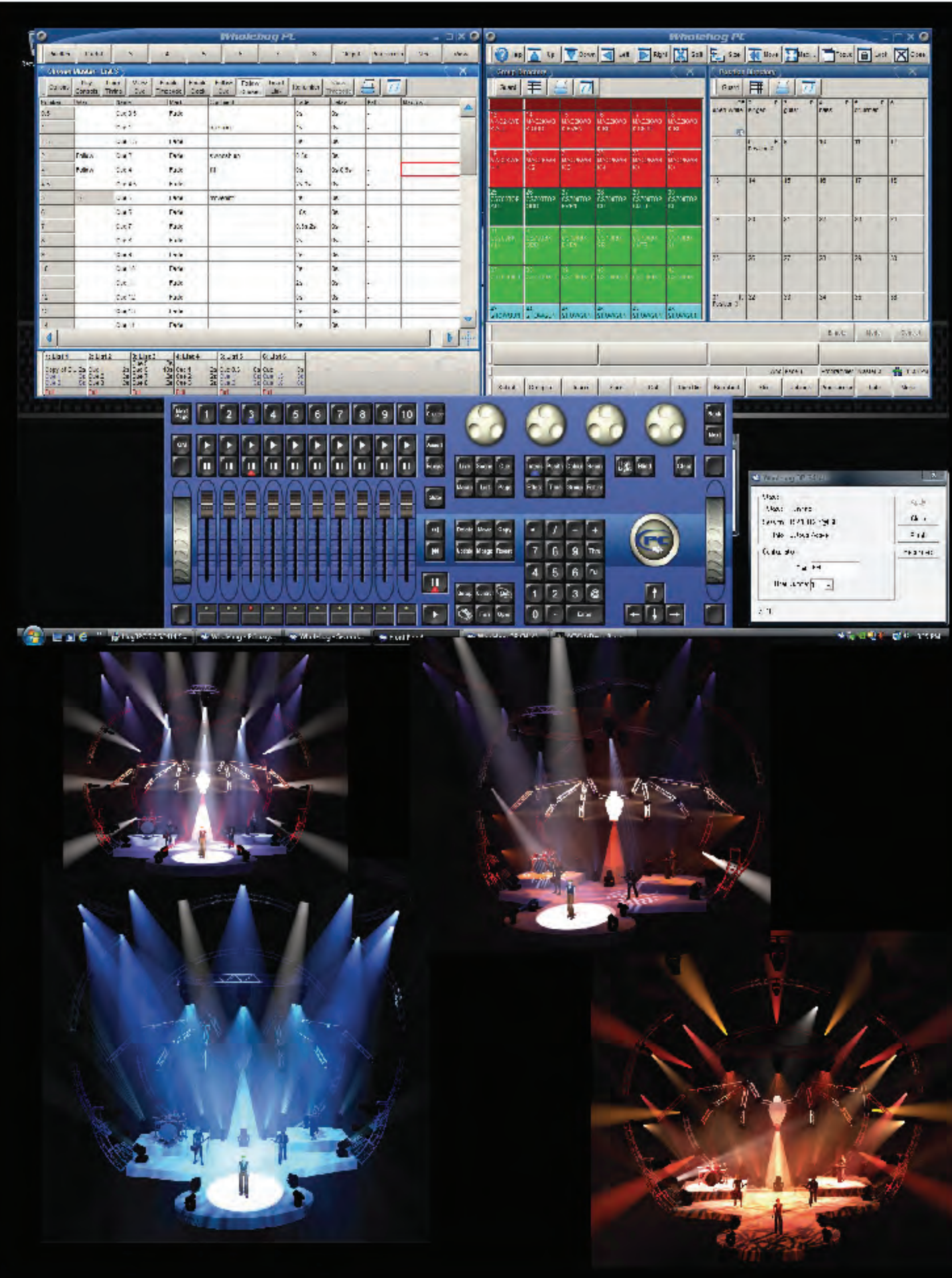
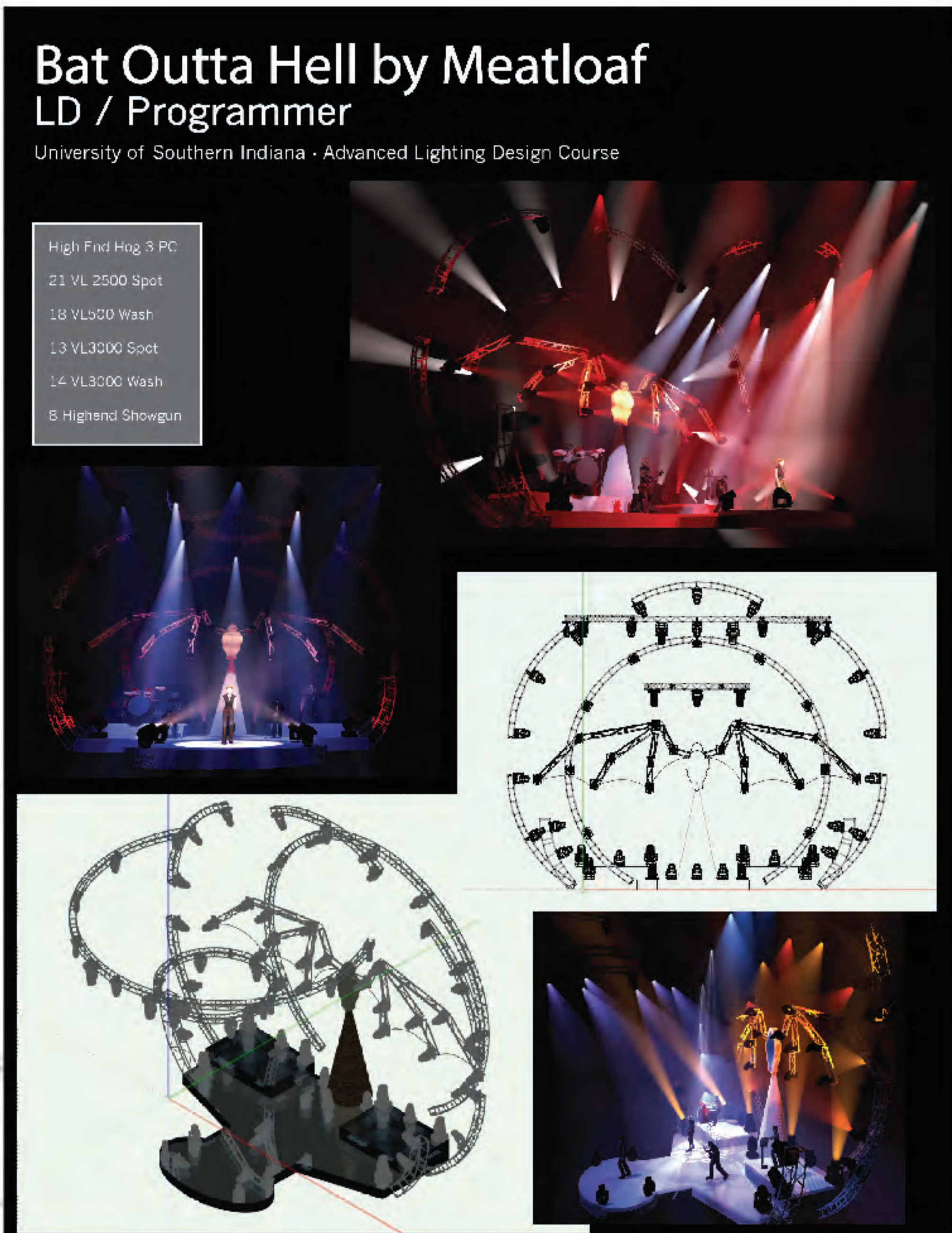
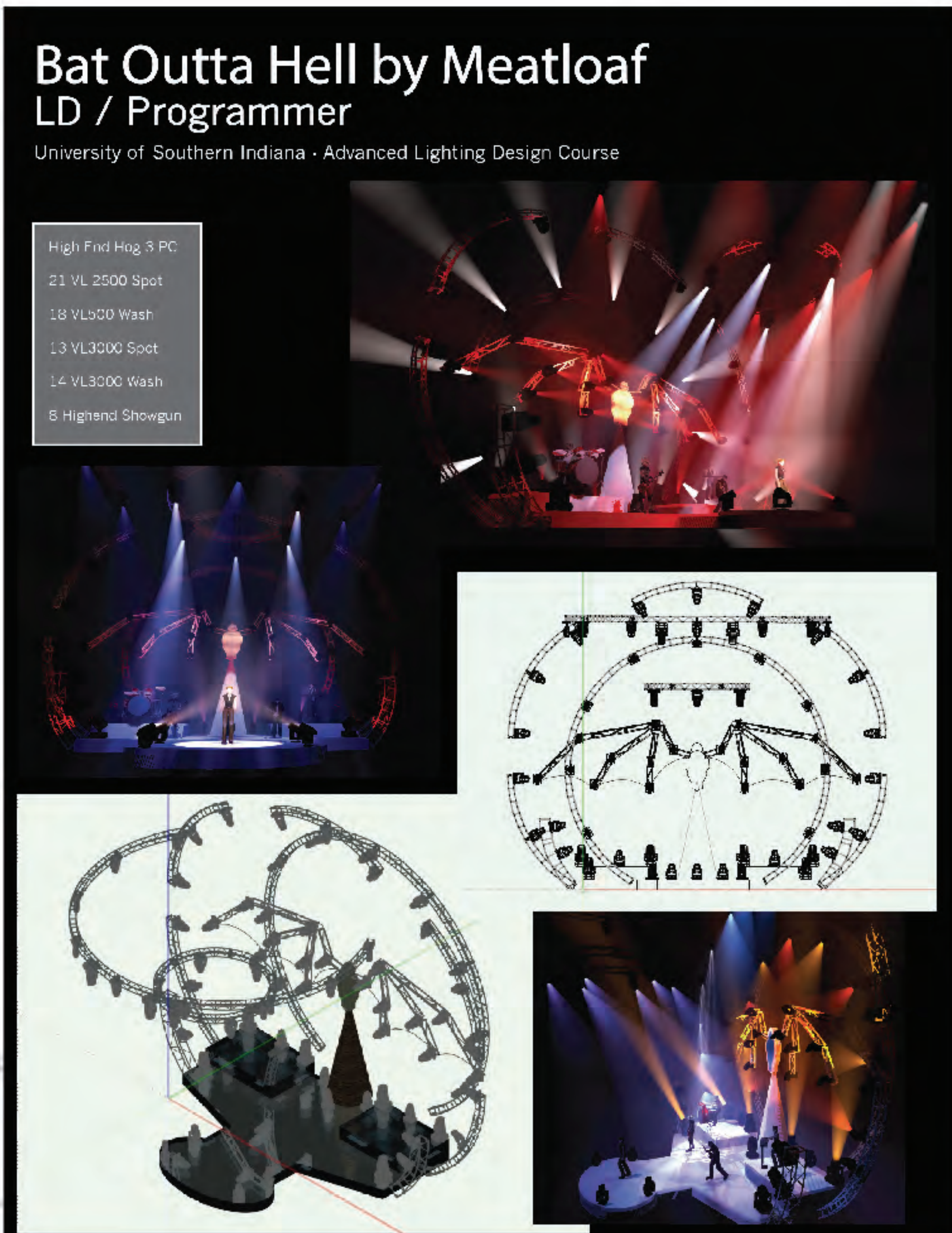
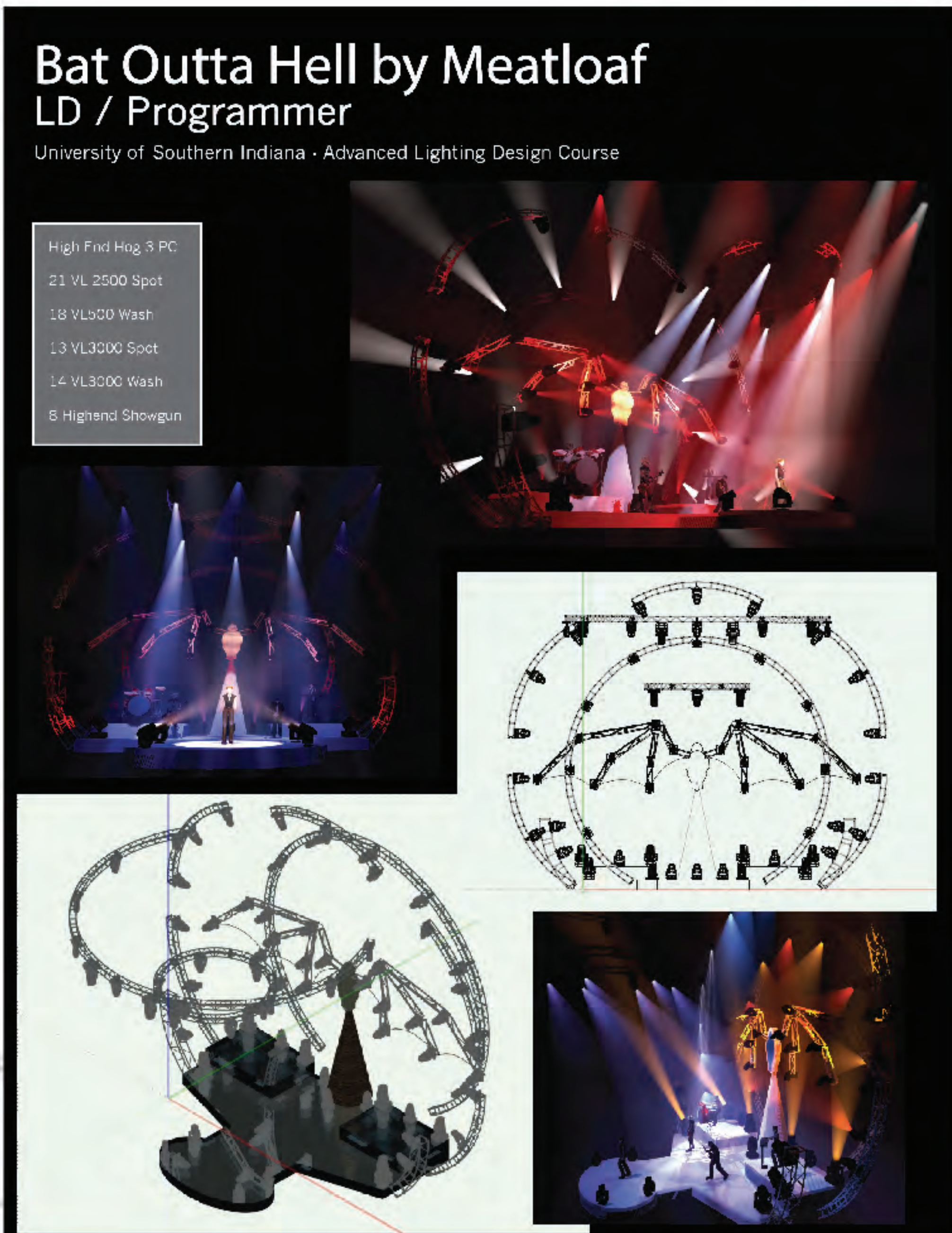
## LD / Programmer

University of Southern Indiana - Advanced Lighting Design Course

High End Hog 3 PC  
21 VL 2500 Spot  
18 VL300 Wash  
13 VL3000 Soot  
14 VL3000 Wash  
5 Highend Showgun



The collage features five distinct images. The top right image is a photograph of a stage during a performance, with several bright spotlights illuminating a large, illuminated bat structure. The bottom left image is a photograph of a stage with blue and white spotlights, also featuring a large, illuminated bat structure. The bottom right image is a photograph of a stage with blue and white spotlights, showing a large, illuminated bat structure. The middle image is a technical diagram of the stage layout, showing the positions of the spotlights and the bat structure. The top left image is a list of the lighting equipment used in the design.



**The Pillowman:**  
**Master Electrician**

University of Southern Indiana  
LD: Rachel Thomas

- 178 Conventional Fixtures
- 7 ETC Sensor 24 Channel Dimmer Pack
- ETC Emboss 500
- Three Phase Tie-in
- 26 Scoo Multi Cable runs
- 53 Dimmer Doublers
- L&L I-12 Fluorescent Replacement
- Trash can fire effect
- Crew Size: Between 3 and 8 at a time.

PIPE SA TOP  
PIPE SA BOTTOM  
PIPE B  
PIPE TRASH

STAGE PLAN

ELECTRICAL

WIRING SCHEMATIC

**The Pillowman:**  
**Master Electrician**

University of Southern Indiana  
LD: Rachel Thomas

- 178 Conventional Fixtures
- 7 ETC Sensor 24 Channel Dimmer Pack
- ETC Emboss 500
- Three Phase Tie-in
- 26 Scoo Multi Cable runs
- 53 Dimmer Doublers
- L&L I-12 Fluorescent Replacement
- Trash can fire effect
- Crew Size: Between 3 and 8 at a time.

PIPE SA TOP  
PIPE SA BOTTOM  
PIPE SA  
ELECTRICAL

**The Pillowman:**  
**Master Electrician**

University of Southern Indiana  
LD: Rachel Thomas

- 178 Conventional Fixtures
- 7 ETC Sensor 24 Channel Dimmer Pack
- ETC Emboss 500
- Three Phase Tie-in
- 26 Scoo Multi Cable runs
- 53 Dimmer Doublers
- L&L I-12 Fluorescent Replacement
- Trash can fire effect
- Crew Size: Between 3 and 8 at a time.

PIPE SA TOP  
PIPE SA BOTTOM  
PIPE SB  
PIPE TRASH CAN

STAGE PLAN

WIRING DIAGRAM

LEGEND

NOTES

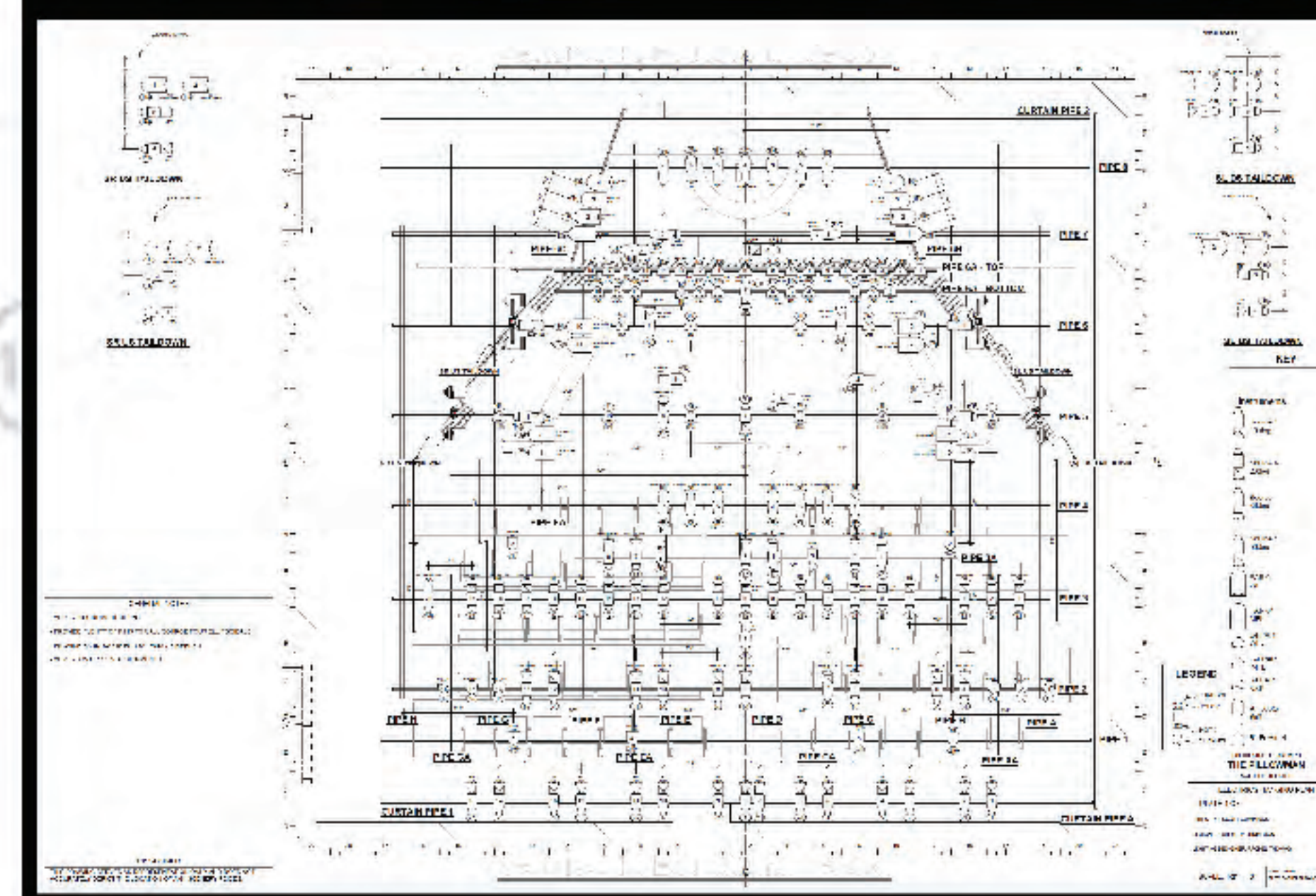
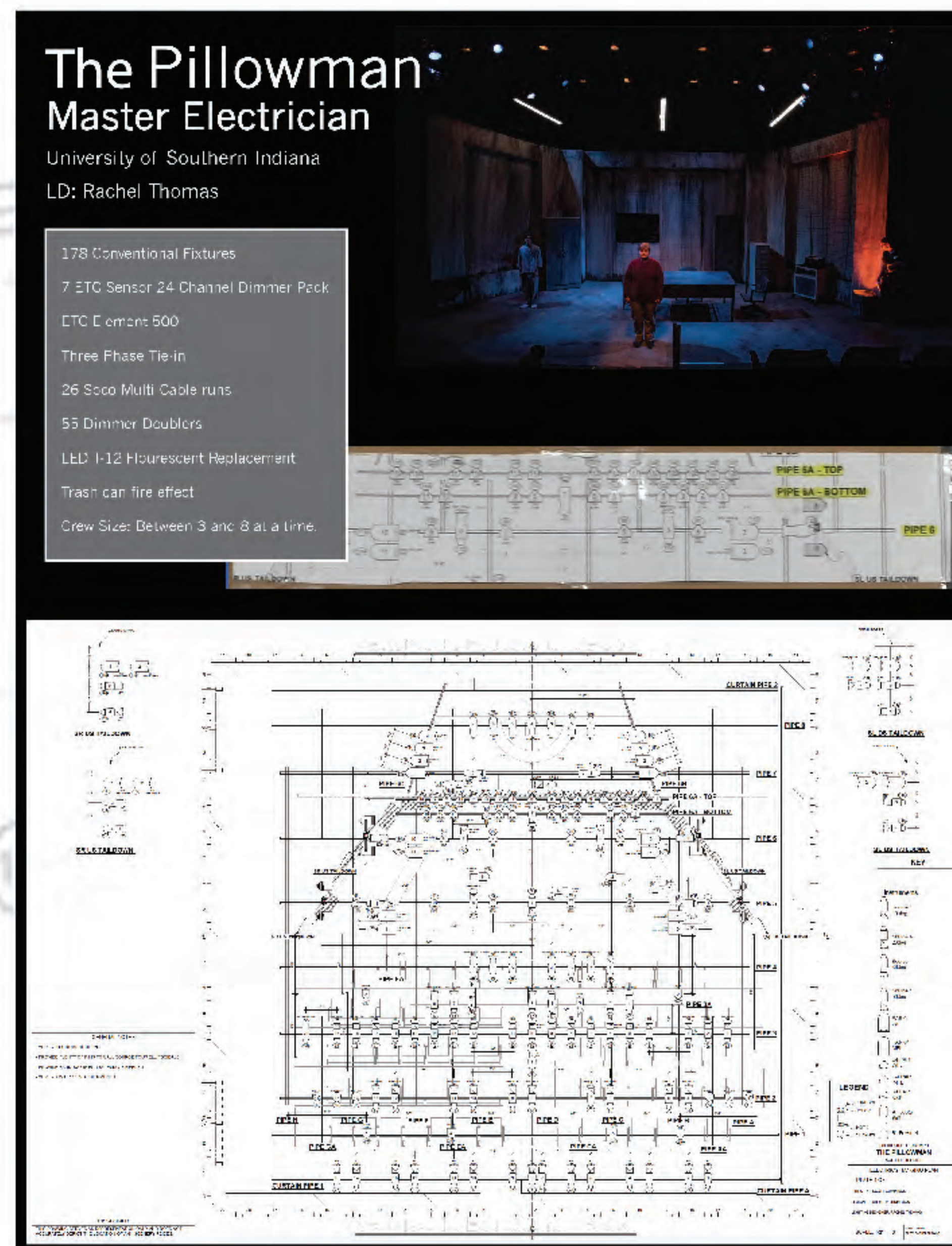
REVISIONS

DATE

DRAWN BY

CHECKED BY

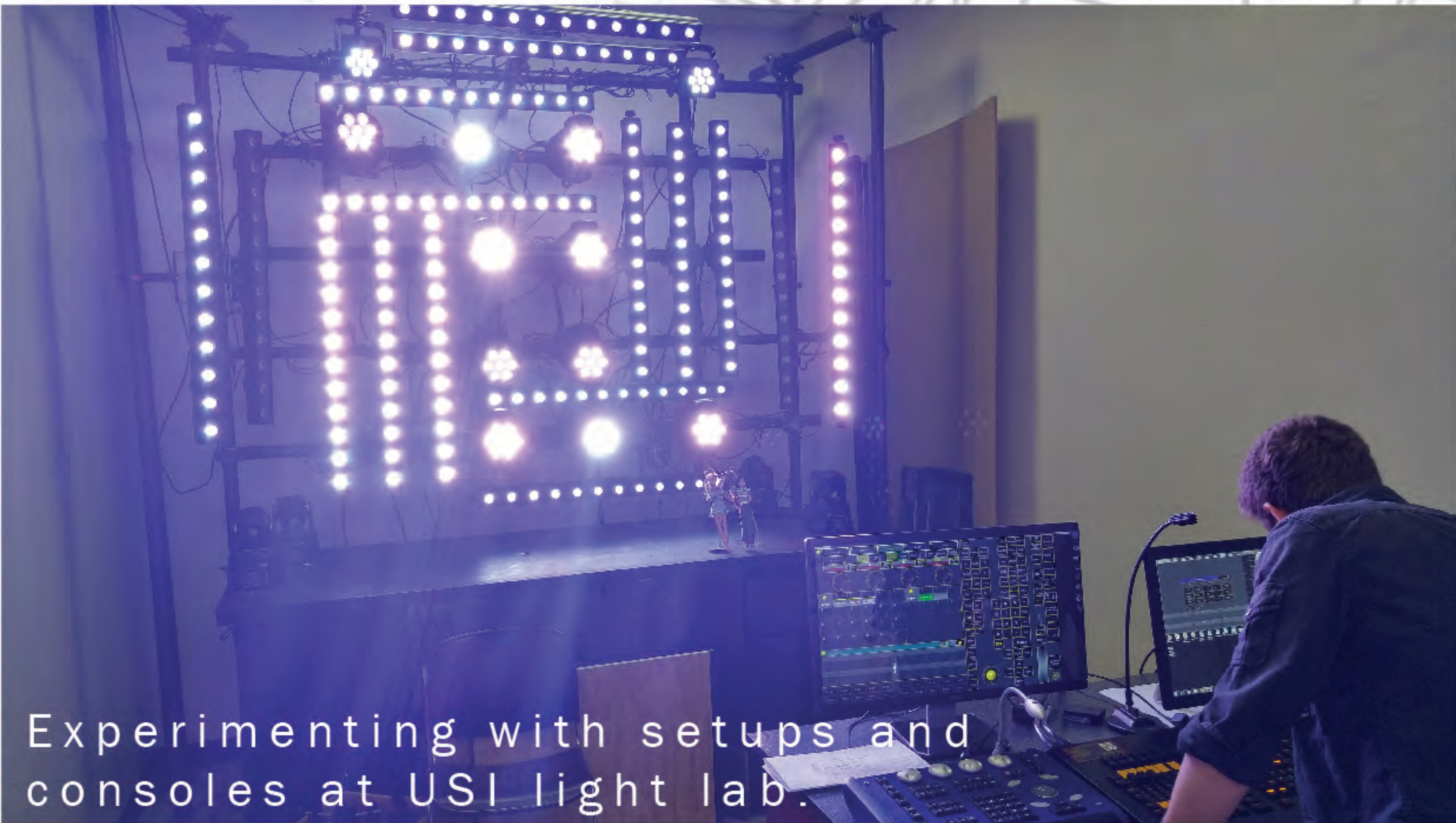
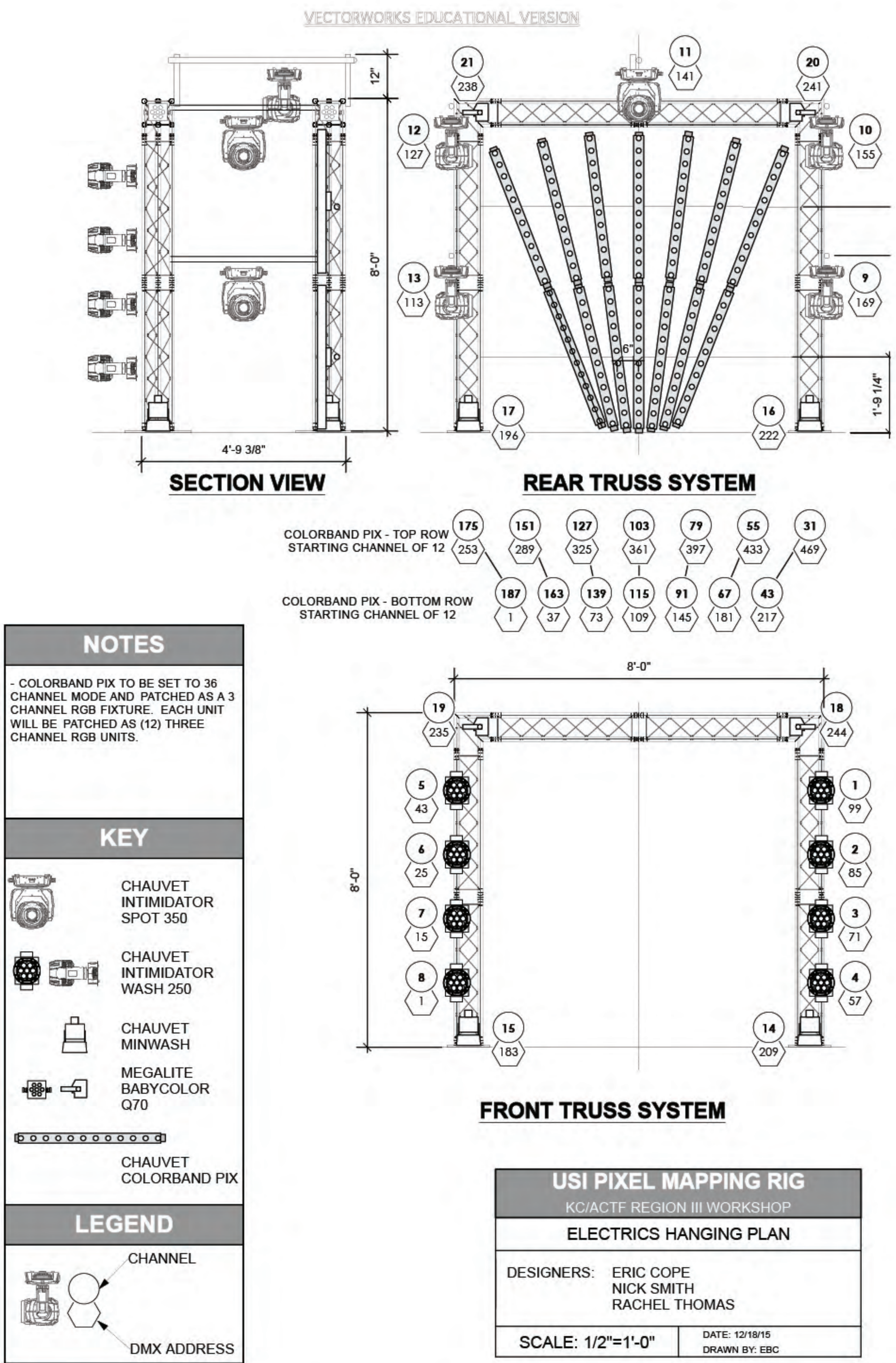
APPROVED BY





# Dynamic Pixel Mapping Solution

Co-Presented at KCACTF Region 3 Festival 2016 in Milwaukee  
Presented with students Rachel Thomas and Nick Smith  
Obtained approximately \$3100 in grants for presentation of workshop.



**PROUD TO PARTNER WITH**  
UNIVERSITY OF SOUTHERN INDIANA  
DYNAMIC PIXEL MAPPING SOLUTIONS WORKSHOP

**RENTALS**

**SALES**

**SYSTEMS**

**DESIGN**


Obtained corporate sponsorship for workshop in the form of free equipment rental.



# Developing a Visual Vocabulary

Presented at KCACTF Region 3 Festival 2014 in Saginaw

## How to Begin a Light Design: Developing a Visual Vocabulary with Light



## A Lighting Design Process

### Elements of Design

- Line
- Shape
- Direction
- Size
- Texture
- Color
- Value

### Principles of Design

- Balance
- Gradation
- Repetition
- Contrast
- Harmony
- Dominance
- Unity

## Designing Macbeth

### Developing a Vocabulary for Macbeth.

- Assess the intent of the script and/or director.
- Assess the physical architecture of the playing space.
- Assess the Movement, Tone, and Tempo of the blocking.
- Assess how to define the space.

## A Lighting Design Process

Elements & Principles of design are used to communicate a Vocabulary with the audience.

A Vocabulary is the means in which we translate lighting ideas based on contextual clues within the script to the audience.

## Designing Macbeth

How does the emotional state of Macbeth affect the world of the play?

Cyclical  
Arc





# Designing Macbeth

How does the emotional state of Macbeth affect the world of the play?  
How do the witches affect the action of the play?



# Designing Macbeth

In addition to Vocabulary, the cueing has to ebb and flow, expand and contract in order to help focus the eye and reinforce the blocking.



# Designing Macbeth

How does the emotional state of Macbeth affect the world of the play?  
How do the witches affect the action of the play?  
Nighttime Vs. Daytime



# Rosencrantz and Guildenstern Are Dead

Define the three states of the play.

Existential moments between Rosencrantz and Guildenstern.

Appearances of the acting troupe and/or the player.

The World as it appears in Hamlet as written by Shakespeare.

Bare Bulbs  
Warm CT

Introduction of Theatrical Lighting which merges the two world

Very theatrical and saturated in color



# Designing Macbeth

How does the emotional state of Macbeth affect the world of the play?  
How do the witches affect the action of the play?  
Nighttime Vs. Daytime  
Interior Vs. Exterior



# Balm in Gilead

Saturate the world and pick out the individual conversations. Three part vocabulary.

Action in the diner – 3 different states, for the three different ways we view the diner. The looks are motivated by the use of neon lighting.





# USI Theatre Recruiting

Design/Tech point person for recruiting for 4 years



Development of recruitment powerpoint

The logo for the USI Theatre Department Design & Technology program, featuring the text "UNIVERSITY OF SOUTHERN INDIANA" and "Theatre Department Design & Technology".

Lighting Design & Technology

A photograph of a stage production with dramatic lighting, showing a person in a dark costume and a person in a red costume.

The lighting design and technology program seeks to provide carefully guided training that will prepare our students for a successful career in a fast paced industry. Lighting is approached from a holistic viewpoint in which the student is trained to be versed in all things that pertain to lighting; theatrical lighting, concert lighting, projection design, as well as sound. This is achieved through early emersion and hands on experience using the latest technologies with real world best practices. Whether you want to graduate as a working professional technician or attend graduate school in design, we can provide the opportunities needed to prepare you for that next step towards a career in technical theatre.

A photograph of a stage production with dramatic lighting, showing a person in a dark costume and a person in a red costume.

Costume Design & Technology

A photograph of two people in elaborate costumes, one in a blue and gold dress and the other in a red and gold dress.

The costume design and technology program provides students with the necessary skills needed for entry into the professional world or for placement in a top teir graduate program. Hands on learning opportunities are provided early, and by their third year students are often designing or shop managing main stage productions. Past graduates can be found designing, wardrobing and working as makup artists in NY, LA, Las Vegas and regionally

A photograph of a person in a blue and gold costume, with the text "THE BIRD" and "HOOPOE" visible.

[USI.edu/Performing Arts](http://USI.edu/Performing Arts)

Design/Tech recruitment flyer

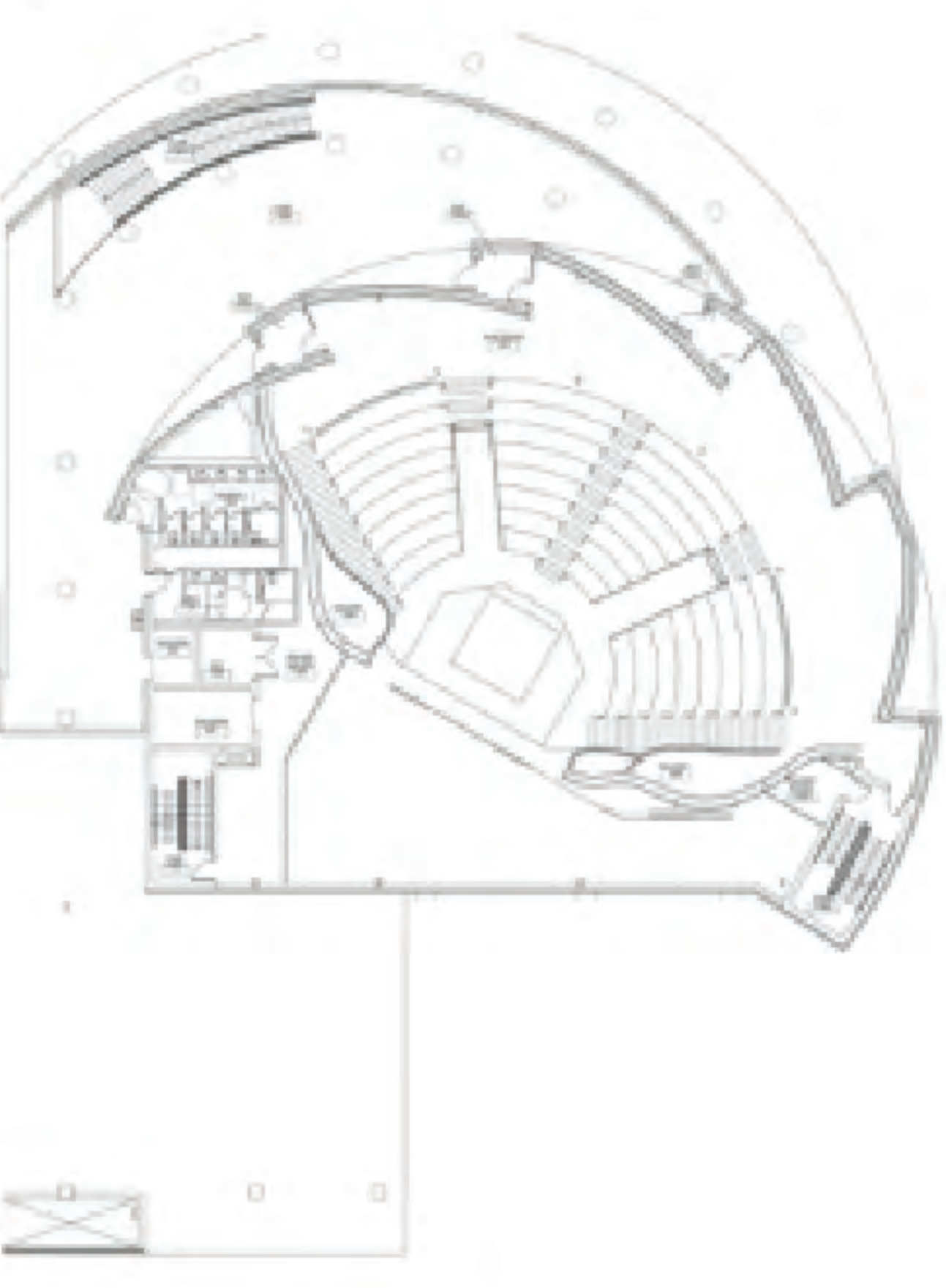




Recruitment booth layout

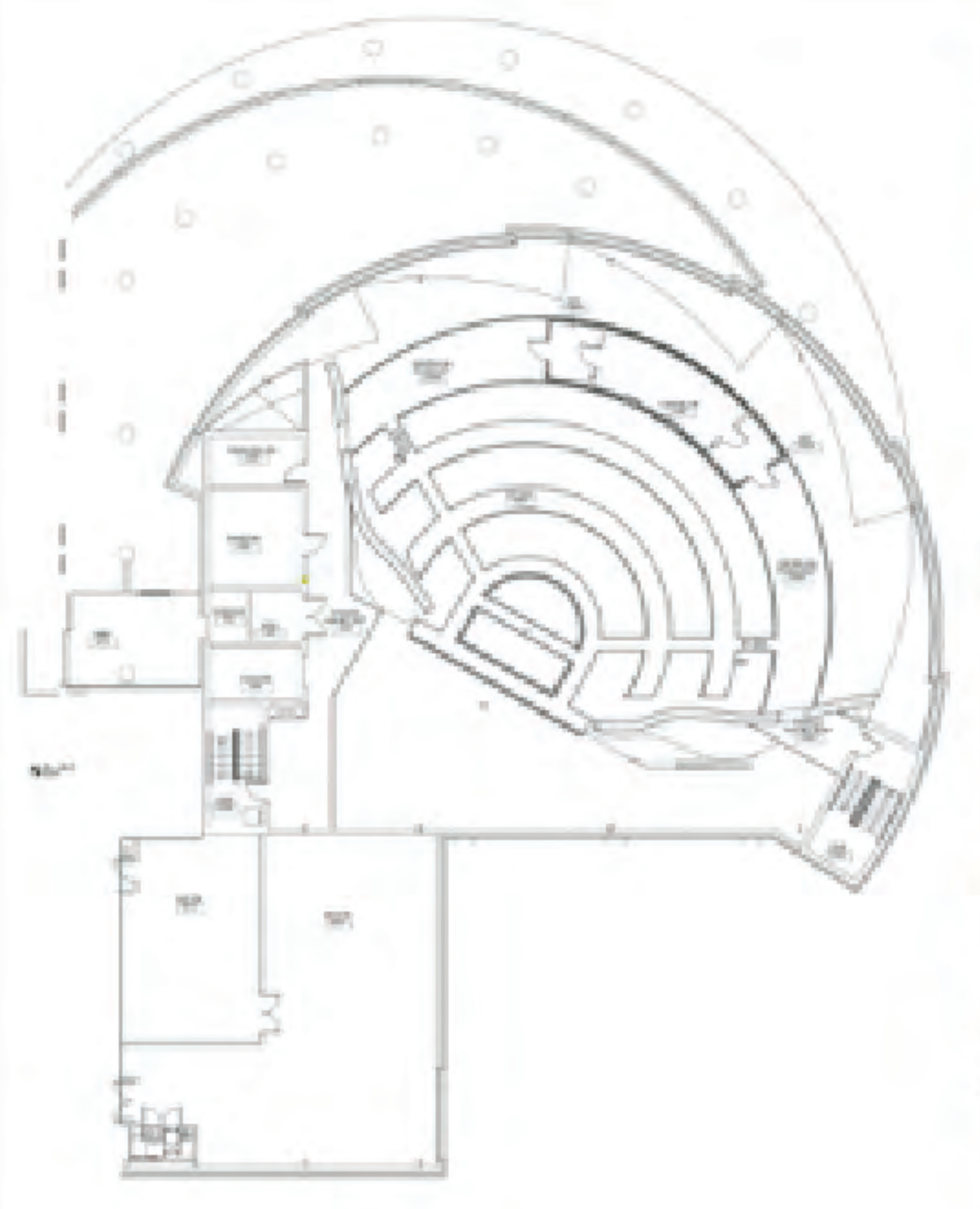


# USI Teaching Theatre

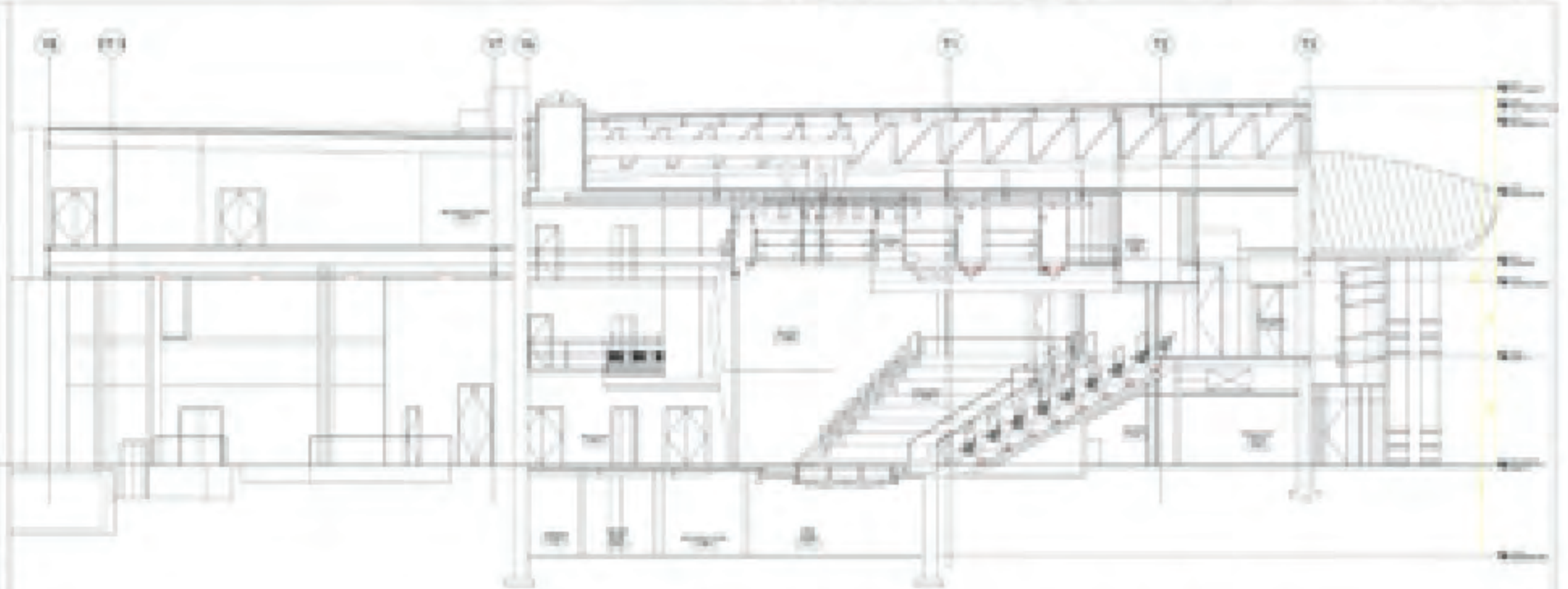

Served as theatre department liason between facilities, the architect and the vendors. Collaborated with facilities and the architect through the design and construction process



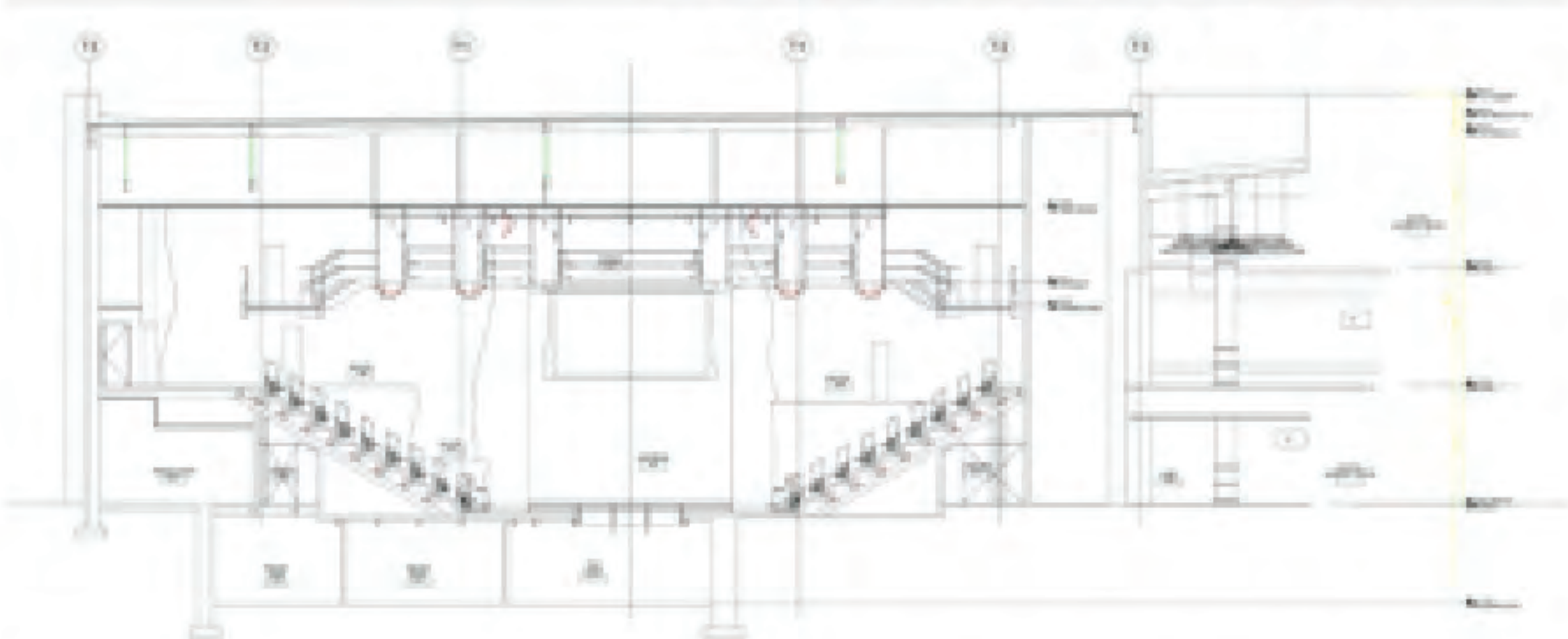
LEVEL 1



LEVEL 2

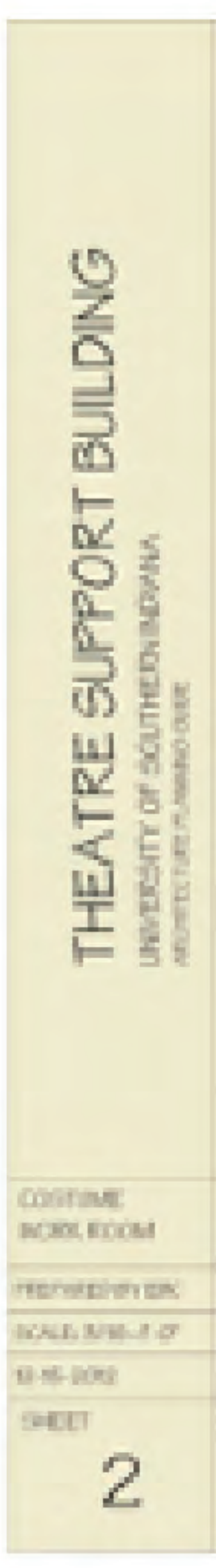


CENTERLINE SECTION





TRANSVERSE SECTION





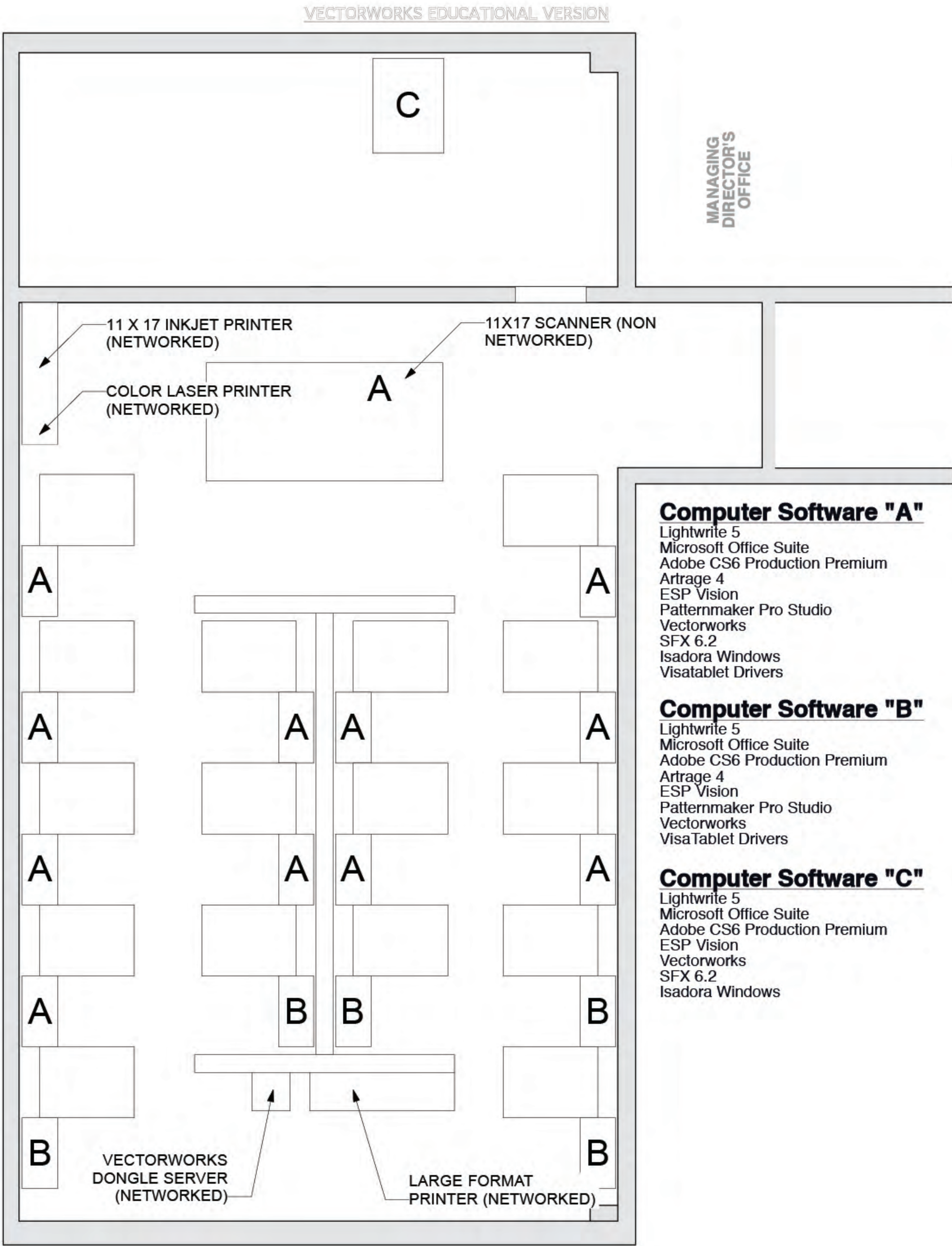






# TC121 Design Lab Upgrade

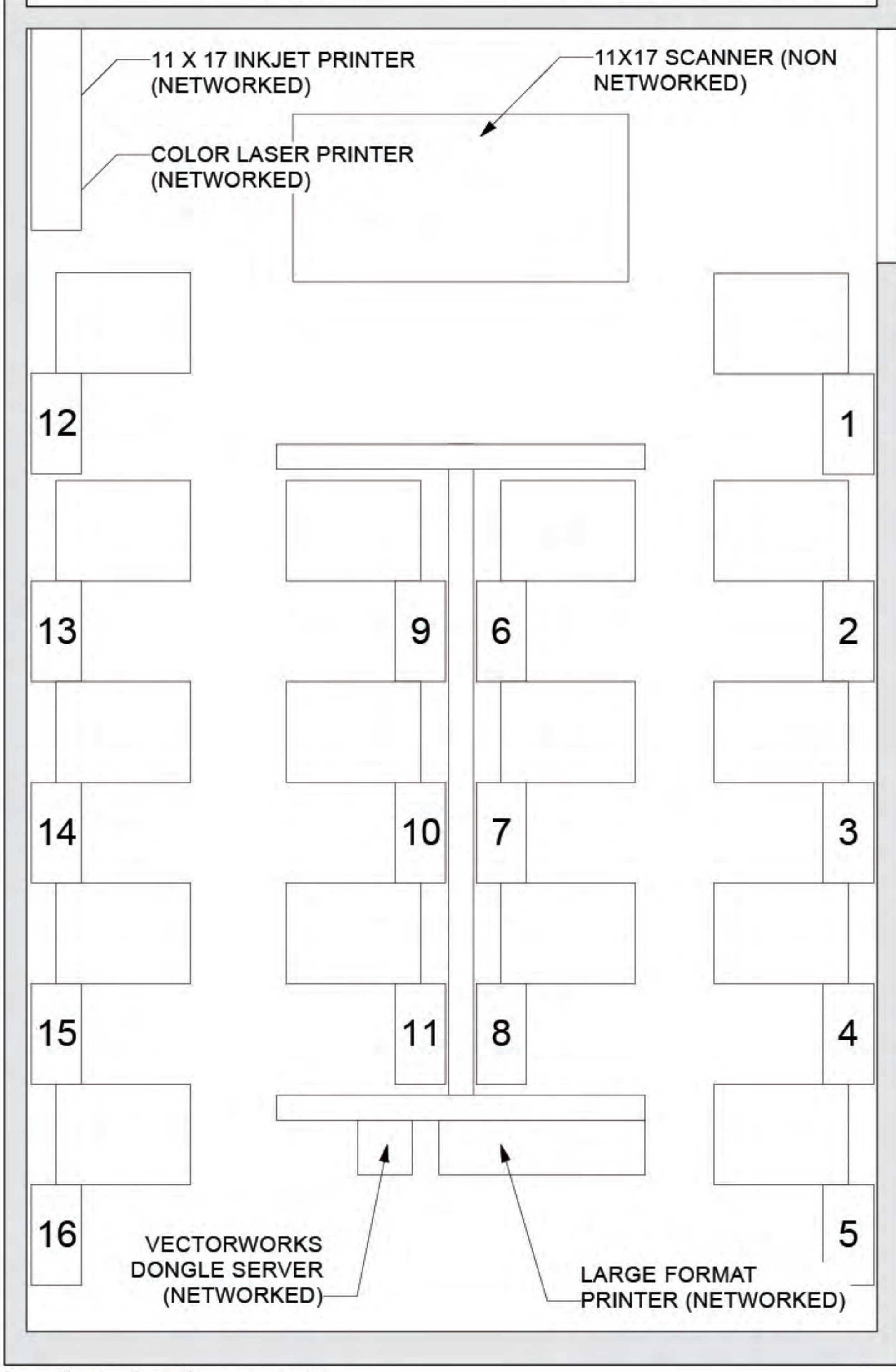
Requested, lobbied, and oversaw the installation of over \$100,000 worth of new computer equipment and software in our design lab.



## Tablet Checkout

1.	9.	1.	9.
2.	10.	2.	10.
3.	11.	3.	11.
4.	12.	4.	12.
5.	13.	5.	13.
6.	14.	6.	14.
7.	15.	7.	15.
8.	16.	8.	16.

## VECTORWORKS: ESP Checkout



## Fall 2013 Check out list

### Desk Assignment

1.	2.	3.	4.	5.	6.	7.	8.	9.	10.	11.	12.	13.	14.	15.	16.
----	----	----	----	----	----	----	----	----	-----	-----	-----	-----	-----	-----	-----

### Locker Assignment

1.	10.
2.	11.
3.	12.
4.	13.
5.	14.
6.	15.
7.	16.
8.	17.
9.	18.

9	8	7	6	5	4	3	2	1
18	17	16	15	14	13	12	11	10

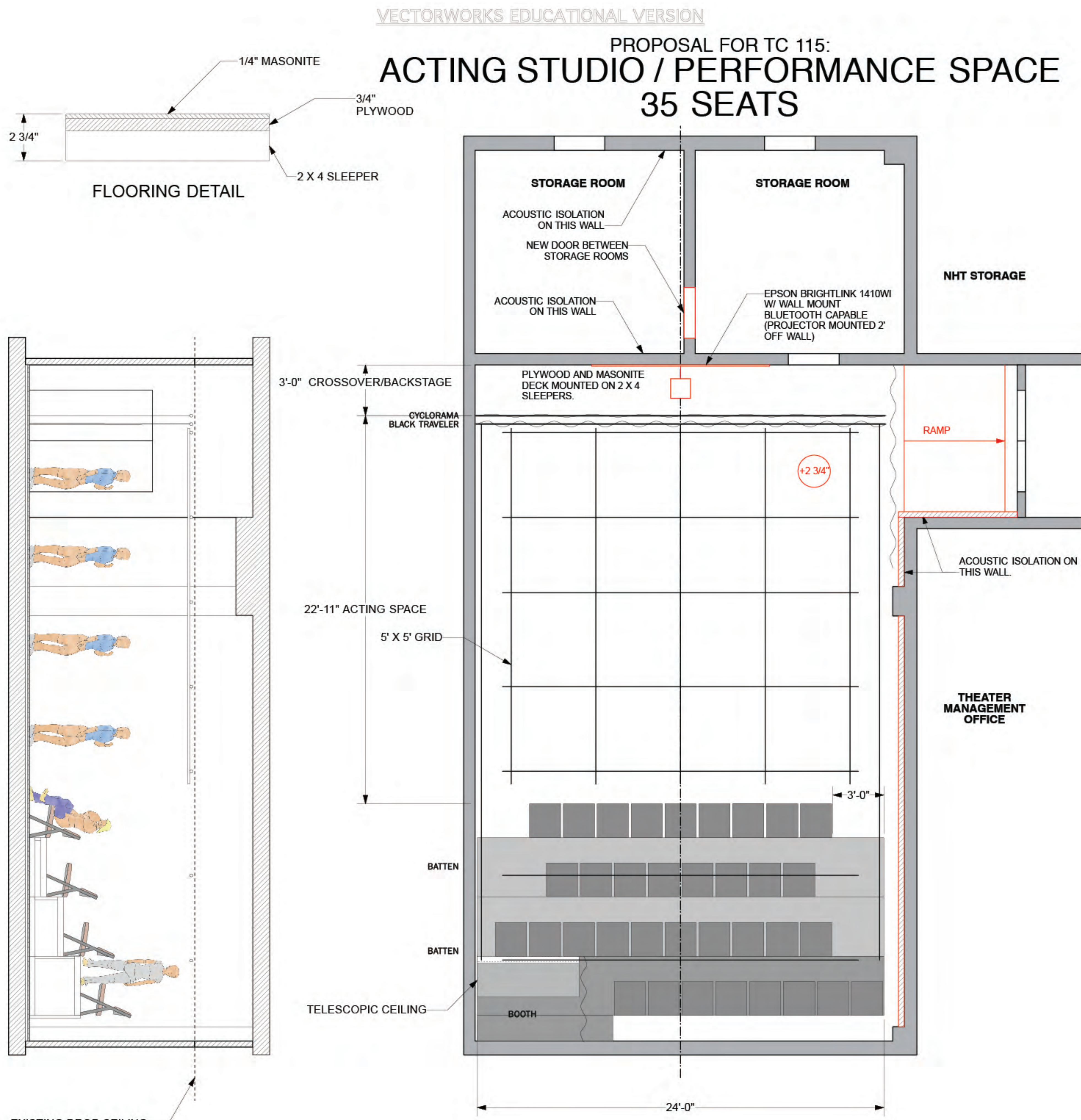
## ROOM TC121 SOFTWARE AND HARDWARE LAYOUT





# TC 115 Remodel

Drafted initial plans and coordinated with facilities and the architects.



- NOTES:
- CEILING AND FLOOR PAINTED BLACK.
  - WALLS PAINTED A MEDIUM GRAY.
  - DISTRIBUTED 20A POWER CIRCUITS ON GRID. APPROX. 12
  - SETUP AS AN INTELLIGENT CLASSROOM WITH WALLMOUNTED STATION THAT INCLUDED A COMPUTER, SOUND REINFORCEMENT, AND PROJECTION CAPABILITY.
  - CYCLOPAMA AND BLACK TRAVELER CAPABLE OF BEING PAGED TO THE STAGE RIGHT OF THE ROOM.
  - COMPREHENSIVE LED PERFORMANCE LIGHTING PACKAGE.
  - DEDICATED DIMMABLE HOUSE LIGHT CIRCUIT OVER THE SEATING AREA. DEDICATED DIMMABLE FLOURESCENT LIGHTING OVER PERFORMANCE SPACE.
- LIGHTING EQUIPEMENT
- (12) MARTIN RUSH PAR 2 RGBW ZOOM
  - (6) CHAUVET INTIMIDATOR SPOT LED 350
  - (8) CHAUVET INTIMIDATOR WASH ZOOM 250
  - (6) CHAUVET COLORDASH BATTEN-QUAD 12
  - (1) MA LIGHTING GRANDMA2 ONPC COMMAND WING
  - VARIOUS CONTROL AND POWER CABLE.

VECTORWORKS EDUCATIONAL VERSION





# 4Wall Entertainment Workshop

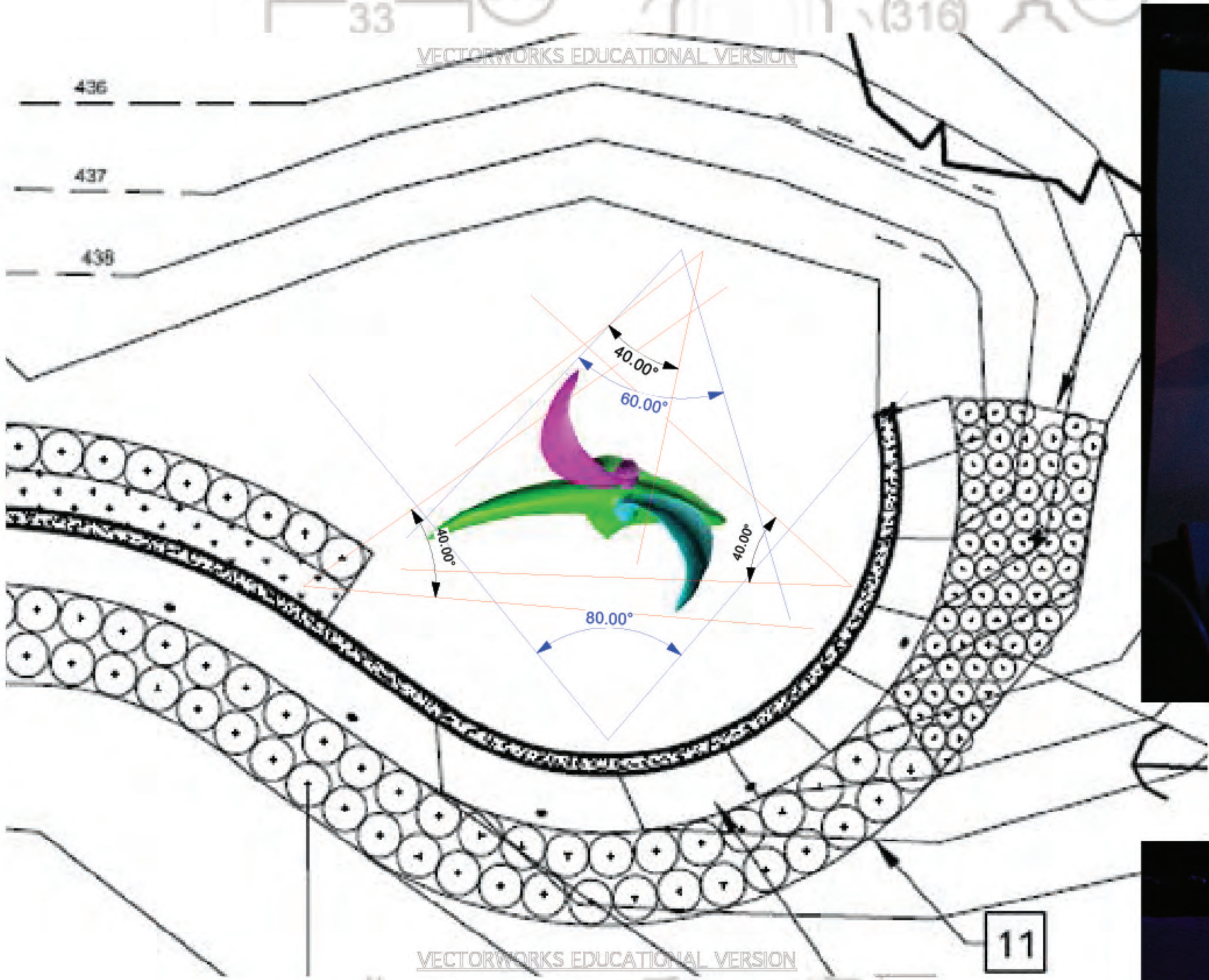
Moving light repair workshop.






# Aerial Beauty Lighting


Lighting for public art located at Evansville Regional Airport, Keep Evansville Beautiful




Photometrics calculations for fixture placement



Scale mock-up in design lab for proposal.



Working with vendors during installation.



End Result.





# Portfolio Development

Along with paper portfolios, I work with students to develop online portfolios

